

การทำนายสัดส่วนของโครงสร้างทุติยภูมิในโปรตีนโดยใช้ข่ายงานประสาท



นางสาวจุไรรัตน์ พรหมใจ

วิทยานิพนธ์นี้เป็นส่วนหนึ่งของการศึกษาตามหลักสูตรปริญญาวิทยาศาสตรมหาบัณฑิต

สาขาวิชาชีวเคมี ภาควิชาชีวเคมี

บัณฑิตวิทยาลัย จุฬาลงกรณ์มหาวิทยาลัย

ปีการศึกษา 2541

974-332-423-2

ลิขสิทธิ์ของบัณฑิตวิทยาลัย จุฬาลงกรณ์มหาวิทยาลัย

**PREDICTION OF THE EXTENT OF PROTEIN SECONDARY STRUCTURES
USING NEURAL NETWORKS**



Miss Jurairat Phromjai

**สถาบันวิทยบริการ
จุฬาลงกรณ์มหาวิทยาลัย**
**A Thesis Submitted in Partial Fulfillment of the Requirements
for the Degree of Master of Science in Biochemistry**

Department of Biochemistry

Graduate School

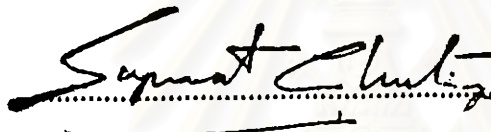
Chulalongkorn University

Academic year 1998


974-332-423-2


Thesis Title Prediction of the Extent of Protein Secondary Structures Using
Neural Networks
By Miss Jurairat Phromjai
Department Biochemistry
Thesis Advisor Lerson Tanasugarn, Ph.D.


Accepted by the Graduate School, Chulalongkorn University in Partial
Fulfillment of the Requirements for the Master's Degree.


.....Dean of Graduate School
(Professor Supavat Chutivongse, M.D.)

Thesis Committee

.....Chairman
(Assistant Professor Suganya Soontaros, Ph.D.)

.....Thesis Advisor
(Lerson Tanasugarn, Ph.D.)

.....Thesis Co-Advisor
(Associate Professor Chidchanok Lursinsap, Ph.D.)

.....Member
(Rath Pichyangkura, Ph.D.)

ผู้ไรต์นั้ ทรมหัวใจ : การทำนายสัดส่วนของโครงสร้างทุติยภูมิโปรตีนโดยใช้ข่ายประสาท
(PREDICTION OF THE EXTENT OF PROTEIN SECONDARY STRUCTURE USING NEURAL
NETWORKS) อ. ที่ปรึกษา : อ. ดร. เลอสรร ธนสุกาญจน์, อ. ที่ปรึกษาร่วม : รศ. ดร. ชิตชนก
เหลือสินทรัพย์, 241 หน้า. ISBN 974-332-423-2

งานวิจัยนี้เป็นการศึกษาการทำนายโครงสร้างสามมิติของโปรตีนโดยใช้ระบบประมวลผลข้อมูลแบบ
ข่ายประสาท (Neural Networks) และใช้สมบัติของลำดับกรดอะมิโนที่มีผลต่อโครงสร้างสามมิติของโปรตีนเป็น
ข้อมูลโดยคาดว่าสมบัติเหล่านี้จะทำให้การทำนายโครงสร้างสามมิติของโปรตีนมีความถูกต้องแม่นยำสูงขึ้น
สมบัติที่ใช้ในการสอน Neural Networks ในการศึกษาได้แก่ hydrophathy, hydrophobicity, helical tendencies
และ amino acid side chain properties โดยสมบัติเหล่านี้ถูกใช้แทนที่ลำดับของกรดอะมิโนแล้วถูกป้อนเข้าไปใน
Neural Networks โปรตีน 98 ตัว ได้ถูกจัดอยู่ในกลุ่มที่ใช้ในการสอน 70 ตัว และจัดอยู่ในกลุ่มที่ใช้ในการทดสอบ
28 ตัว

จากผลการทดลองการทำนายว่ามีโครงสร้าง helix, sheet และ turn ในโปรตีนหรือไม่ โดยใช้ network
เดียวกันให้ผลของการทำนายถูกต้องน้อยกว่าการทำนายโครงสร้าง helix, sheet และ turn ที่มีการแยก network กัน
และแต่ละสมบัติจะให้ผลการทำนายโครงสร้าง helix ถูกต้องสูงสุดเมื่อเทียบกับการทำนายโครงสร้างชนิดอื่น
ความสามารถของสมบัติๆ ในการทำนายโครงสร้างทุติยภูมิของโปรตีนจัดลำดับได้ดังนี้ (1.1) สมบัติ amino acid
side chain ให้ผลการทำนายโครงสร้างว่ามีโครงสร้าง helix, sheet และ turn หรือไม่จาก network เดียวกัน,
การทำนายว่ามีโครงสร้าง sheet หรือไม่, การทำนายว่ามีโครงสร้าง turn หรือไม่, ร้อยละของ โครงสร้าง helix
และ sheet ที่แบ่งเป็น 3 กลุ่ม และ การทำนายร้อยละของ helix ที่แบ่งเป็น 2 กลุ่ม ถูกต้องสูงสุด (1.2) สมบัติ
hydrophathy ที่แบ่งออกเป็น 2 กลุ่ม ให้ผลการทำนายว่ามีโครงสร้าง helix หรือ ไม่, การทำนายร้อยละของ helix และ
sheet ที่แบ่งเป็น 6 กลุ่ม และ การทำนายร้อยละของ turn และ sheet ที่แบ่งออกเป็น 3 กลุ่ม และ 2 กลุ่ม ตามลำดับ
ถูกต้องสูงสุด (2) สมบัติ hydrophathy ที่แบ่งออกเป็น 7 กลุ่มให้ผลการทำนายร้อยละของ helix และ turn ที่แบ่ง
ออกเป็น 6 กลุ่ม, ร้อยละของ sheet ที่แบ่งออกเป็น 3 กลุ่ม ถูกต้องสูงสุด (3) สมบัติ hydrophobicity ให้ผลการ
ทำนายร้อยละของ helix ที่แบ่งเป็น 2 กลุ่มถูกต้องสูงสุด

การทำนายว่ามีโครงสร้างของ helix, sheet และ turn หรือ ไม่ ให้ผลการทำนายถูกต้องในช่วง 85-100%,
70-85% และ 45-70% ตามลำดับ ส่วนการทำนายจำนวนร้อยละของ โครงสร้าง helix, sheet และ turn ในกรณี
แบ่งร้อยละออกเป็น 6 กลุ่ม (0%, 1-20%, 21-40%, 41-60%, 61-80%, 81-100%) ให้ผลของการทำนายร้อยละของ
helix, sheet และ turn มีความถูกต้องในช่วง 35-65%, 30-50% และ 25-50% ตามลำดับ ในการทำนายร้อยละโดย
แบ่งร้อยละออกเป็น 3 กลุ่ม (0%, 1-50%, 51-100%) ให้ผลการทำนายร้อยละของโครงสร้าง helix, sheet และ turn
มีความถูกต้องในช่วง 65-85%, 60-80% และ 50-65% ตามลำดับ ส่วนการทำนายว่ามีร้อยละของ helix, sheet และ
turn ว่าอยู่ในกลุ่มน้อยกว่าหรือเท่ากับ 15% หรือ อยู่ในกลุ่มมากกว่า 15% ให้ผลการทำนายถูกต้องในช่วง 60-80%
สำหรับโครงสร้าง helix และให้ผลการทำนายถูกต้องในช่วง 60-75% สำหรับโครงสร้าง sheet

ภาควิชาชีวเคมี.....
สาขาวิชาชีวเคมี.....
ปีการศึกษา ..2541.....

ลายมือชื่อผู้ผลิต
ลายมือชื่ออาจารย์ที่ปรึกษา
ลายมือชื่ออาจารย์ที่ปรึกษาร่วม

C826167 : MAJOR BIOCHEMISTRY

KEY WORD: PROTEIN / STRUCTURE / AMINO ACID PROPERTIES / NEURAL NETWORKS

JURAIKAT PHROMJAI : PREDICTION OF THE EXTENT OF PROTEIN SECONDARY STRUCTURE USING NEURAL NETWORK. THESIS ADVISOR : DR. LERSON TANASUKARN, Ph.D. THESIS COADVISOR : ASSO. PROF. CHIDCHANOK LURSINSAP, Ph.D. 241 pp. ISBN 974-332-423-2

We present a method for predicting protein structures based on a digital computer of neural networks. The neural networks learned from existing protein how to predict the secondary structure of amino acid sequences. The amino acid properties of amino acids such as hydrophobicity, hydrophobicity, helical tendencies and amino acid side chain properties were used as input vector. These properties were coded into the amino acid sequences and used as input patterns for both training and testing. Seventy amino acid sequences and twenty-eight amino acid sequences from different proteins were used for training and testing respectively.

The percent predictions accuracies of the existence of helix, sheet and turn structures using in the same network were lower than the prediction from separate networks. Each property gave the highest prediction accuracies for helix structure prediction. Properties can be ranked by their abilities to predict protein secondary structures as follow: (1.1) Amino acid side chain properties gave the highest accuracy for the prediction of the existence of helix, sheet turn in the same network, the existence of sheet and turn structure, percent helix, sheet (3 groups) and percent helix (2 groups). (1.2) Hydrophobicity (2 groups) gave the highest accuracy for the prediction of the existence of helix structure, percent helix and percent sheet (6 groups), percent turn (3 groups) and percent sheet (2 groups). (2) Hydrophobicity (7 groups) gave the highest accuracy for the prediction of percent sheet and turn (6 groups) and percent sheet (3 groups). (3) Hydrophobicity gave the highest accuracy for the prediction of percent helix (2 groups).

The range of percent accuracy prediction from all properties for helix, sheet and turn were between 85-100%, 70-85% and 45-70% respectively. The range of percent accuracy from all properties for predictions of percent helix, sheet and turn (6 groups of 0%, 1-20%, 21-40%, 41-60%, 61-80% and 81-100%) were 35-65%, 30-50% and 25-50% respectively. The percent accuracies for percent helix, sheet and turn (3 groups of 0%, 1-50% and 51-100%) were 65-85%, 60-80% and 50-65% respectively. The percent accuracies for percent helix and sheet (2 groups of $\leq 15\%$ and $> 15\%$) were 60-80% and 60-75% respectively. The percent of secondary structure prediction is useful for the folding classes prediction.

ภาควิชา ชีวเคมี.....

สาขาวิชา ชีวเคมี.....

ปีการศึกษา 2541.....

ลายมือชื่อนิสิต..... 

ลายมือชื่ออาจารย์ที่ปรึกษา..... 

ลายมือชื่ออาจารย์ที่ปรึกษาร่วม..... 



ACKNOWLEDGMENT

I would like to express my deepest gratitude and appreciation to Dr. Lerson Tanasugarn, my advisor for his excellent guidance, encouragement, suggestions and discussion throughout this study.

My appreciation is also expressed to my Co-advisor, Assoc. Prof. Dr. Chidchanok Lursinsap, for his guidance, advise and encouragement throughout my study. All the kindness and helps I have received will be long remembered with gratefulness and respectfulness.

I am most grateful to all members of the thesis examination committee : Asst. Prof. Dr. Sukanya Soontaros and Dr. Rath Pichyangkura for their kindness and valuable suggestions.

Special thanks is expressed to Miss Sompong Sapsutthipas for her encouragement and help in the preparation of the thesis.

Special thanks must be extended to Miss Pilailuk Akkapaiboon and .Miss Kingkam Sookhanaphibarn for their gracious assistance.

Finally, the greatest indebtedness is expressed to my parents and my family for their tender love, understanding and encouragement.

Jurairat Phromjai

สถาบันวิทยบริการ
จุฬาลงกรณ์มหาวิทยาลัย

CONTENTS

	Page
THAI ABSTRACT	iv
ENGLISH ABSTRACT	v
ACKNOWLEDGEMENT	vi
CONTENTS	vii
LIST OF TABLES	xvi
LIST OF FIGURES	xxii
CHAPTER I INTRODUCTION	1
CHAPTER II LITERATURE REVIEWS	6
Proteins	6
Proteins Structure	7
Three-Dimensional structure of proteins	9
Secondary structure.....	9
Tertiary Structure.....	11
The amino acid of proteins	14
Peptide	19
Peptide Bonds.....	19
Acid-Base Properties.....	19
The noncovalent interactions that determine the properties of proteins	20
Short-Range Repulsion.....	20
Electrostatic Forces.....	20
Van Der Waals Interactions.....	21
Hydrogen Bonding.....	21
Hydrophobic Forces.....	21
Disulfide Bond.....	22
The Protein Data Bank	22

	Page
Artificial neural network	24
Biological neural system.....	24
The basic structure of artificial neural network.....	25
McCulloch and Pitts Model.....	26
Feed-Forward Networks.....	26
Multi Layer feed forward neural network.....	29
Back-propagation.....	30
CHAPTER III MATERIAL AND METHODS	35
3.1 Materials	35
3.1.1 Protein Database.....	35
3.1.2 Computer Hardware.....	35
3.1.3 Computer Software.....	35
Linux.....	35
SNNS (Stuttgart Neural Network Simulator).....	36
Molecular visualization.....	40
3.2 Methods	41
3.2.1 Protein database.....	41
3.2.2 Properties of amino acid used.....	41
3.2.3 Input pattern and output pattern construction.....	50
3.2.4 Neural Networks.....	52
3.2.5 Training and Testing.....	53
3.2.6 Measurement of accuracy prediction.....	53
3.3 Structure prediction problem as a classification problem	54
3.3.1 Geometric meaning of neural function.....	54
3.3.2 Classification of protein structure.....	55
CHAPTER IV RESULTS	56
4.1 Secondary structure, helix, sheet, turn, prediction in amino acid sequence of proteins	56

	Page
4.1.1 Prediction of helix, sheet, and turn in a same network using 20 numbers substituted 20 amino acids.....	56
4.1.2 Prediction of helix, sheet and turn in a same network using hydrophobicity (2 groups).....	60
4.1.3 Prediction of helix, sheet and turn in the same network using hydrophobicity classified into 7 groups.....	64
4.1.4 Prediction of helix, sheet, and turn in the same network using 8 groups of amino acid side chain properties.....	68
4.1.5 Prediction of helix, sheet and turn in the same network using hydrophobicity (3 groups).....	72
4.1.6 The comparison of the existence of helix, sheet, and turn in when using 2 groups of hydrophobicity, 7 groups of hydrophobicity, 8 groups of amino acid side chain properties and 3 groups of hydrophobicity.....	76
4.2 Helix structure prediction in amino acid sequence of proteins.....	78
4.2.1 Prediction of helix structure using hydrophobicity (2 groups).....	79
4.2.2 Prediction of helical structure using hydrophobicity (7 groups)....	83
4.2.3 Prediction of helix structure using amino acid side chain properties (8 groups).....	86
4.2.4 Prediction of helix structure using hydrophobicity (3 groups).....	90
4.2.5 The comparison of the existence of helical structure using 2 and 7 groups of hydrophobicity, 8 groups of amino acid side chain properties and 3 groups hydrophobicity.....	94
4.3 Sheet structure prediction in amino acid sequence of proteins.....	95
4.3.1 Prediction of sheet structure using hydrophobicity (2 groups).....	97
4.3.2 Prediction of sheet structure using hydrophobicity (7 groups).....	98

	Page
4.3.3 Prediction of sheet structure using amino acid side chain properties (8 groups).....	100
4.3.4 Prediction of sheet structure using hydrophobicity (3groups).....	101
4.3.5 A comparison of sheet structure prediction in separate networks using hydrophobicity (2 groups), hydrophobicity (7 groups), amino acid side chain properties (8 groups) and hydrophobicity (3 groups).....	103
4.4 Turn structure prediction in amino acid sequence of proteins.....	104
4.4.1 Prediction of turn structure using hydrophobicity (2 groups).....	106
4.4.2 Prediction of turn structure using hydrophobicity (7 groups).....	107
4.4.3 Prediction of turn structure using amino acid side chain properties (8 groups).....	109
4.4.4 Prediction of turn structure using hydrophobicity (3 groups).	110
4.4.5 Comparison of turn structure prediction in separate networks using hydrophobicity (2 groups), hydrophobicity (7 groups), amino acid side chain properties and hydrophobicity.....	112
4.5 The existence of helix, sheet and turn structures prediction.....	113
4.5.1 The existence of helix, sheet, and turn structures prediction using hydrophobicity (2 groups).....	114
4.5.2 The existence of helix, sheet, and turn structures prediction using hydrophobicity (7 groups).....	114
4.5.3 The existence of helix, sheet and turn structures prediction using amino acid side chain properties (8 groups).....	115
4.5.4 The existence of helix, sheet, and turn structures prediction using hydrophobicity (3 groups).....	116

	Page
4.6 Percent helix structure (6 groups) prediction in amino acid sequence of proteins.....	117
4.6.1 Prediction of percent helix structure (6 groups) using hydrophobicity (2 groups).....	119
4.6.2 Prediction of percent helix structure (6 groups) using hydrophobicity (7 groups).....	122
4.6.3 Prediction of percent helix structure (6 groups) using amino acid side chain properties (8 groups).....	126
4.6.4 Prediction of percent helix structure (6 groups) using hydrophobicity (3 groups).....	129
4.6.5 Comparison of the percent helical structure (6 groups) in amino acid sequence prediction using 2 and 7 groups of hydrophobicity, 8 groups of amino acid side chain properties and 3 groups of hydrophobicity.....	133
4.7 Percent sheet structure (6 groups) prediction in amino acid sequence of proteins.....	134
4.7.1 Prediction of percent sheet structure (6 groups) using hydrophobicity (2 groups).....	136
4.7.2 Prediction of percent sheet structure (6 groups) using hydrophobicity (7 groups).....	137
4.7.3 Prediction of percent sheet structure (6 groups) using amino acid side chain properties (8 groups).....	139
4.7.4 Prediction of percent sheet structure (6 groups) using hydrophobicity (3 groups).....	140
4.7.5 The comparison of percent of sheet structure (6 groups) predictions using 2 and 7 groups of hydrophobicity, 8 groups of amino acid side chain properties and 3 groups of hydrophobicity.....	142

	Page
4.8 Percent turn structure (6 groups) prediction in amino acid sequence of proteins.....	143
4.8.1 Prediction of percent turn structure (6 groups) using hydrophobicity (2 groups).....	145
4.8.2 Prediction of percent turn structure (6 groups) using hydrophobicity (7 groups).....	146
4.8.3 Prediction of percent turn structure (6 groups) using amino acid side chain properties (8 groups).....	148
4.8.4 Prediction of percent turn structure (6 groups) using hydrophobicity (3 groups).....	149
4.8.5 The comparison of percent of turn structure (6 groups) predictions using 2 and 7 groups of hydrophobicity, 8 groups of amino acid side chain properties and 3 groups of hydrophobicity.....	151
4.9 Percent helix, sheet and turn structures (6 groups) predictions....	152
4.9.1 Percent helix, sheet and turn structures (6 groups) predictions using hydrophobicity (2 groups).....	152
4.9.2 Percent helix, sheet and turn structures (6 groups) predictions using hydrophobicity (7 groups).....	153
4.9.3 Percent helix, sheet and turn structures (6 groups) predictions using amino acid side chain properties.....	154
4.9.4 Percent helix, sheet and turn structure prediction (6 groups) using hydrophobicity.....	155
4.10 Percent helix structure (3 groups) prediction in amino acid sequence of proteins.....	156
4.10.1 Prediction of percent helix structure (3 groups) using hydrophobicity (2 groups).....	160
4.10.2 Prediction of percent helix structure (3 groups) using hydrophobicity (7 groups).....	161

	Page
4.10.3 Prediction of percent helix structure (3 groups) using amino acid side chain properties (8 groups).....	165
4.10.4 Prediction of percent helix structure (3 groups) using hydrophobicity (3 groups).....	168
4.10.5 Comparison of the percent helix (3 groups) prediction using 2 and 7 groups of hydrophobicity, of amino acid side chain and hydrophobicity.....	172
4.11 Percent sheet structure (3 groups) prediction in amino acid sequence of proteins.....	173
4.11.1 Prediction of percent sheet structure (3 groups) using hydrophobicity (2 groups).....	175
4.11.2 Prediction of percent sheet structure (3 groups) using hydrophobicity (7 groups).....	176
4.11.3 Prediction of percent sheet structure (3 groups) using amino acid side chain properties (8 groups).....	178
4.11.4 Prediction of percent sheet structure (3 groups) using hydrophobicity (3 groups).....	179
4.11.5 Comparison of the percent sheet structure (3 groups) in amino acid sequence prediction using 2 and 7 groups of hydrophobicity, 8 groups of amino acid side chain properties and 3 groups of hydrophobicity.....	181
4.12 Percent turn structure (3 groups) prediction in amino acid sequence of proteins.....	182
4.12.1 Prediction of percent turn structure (3 groups) using hydrophobicity (2 groups).....	184
4.12.2 Prediction of percent turn structure (3 groups) using hydrophobicity (7 groups).....	185
4.12.3 Prediction of percent turn structure (3 groups) using amino acid side chain properties (8 groups).....	187

	Page
4.12.4 Prediction of percent sheet structure (3 groups) using hydrophobicity (3 groups).....	188
4.12.5 Comparison of the percent helical structure (3 groups) in amino acid sequence prediction using 2 and 7 groups of hydrophobicity, 8 groups of amino acid side chain properties and 3 groups of hydrophobicity.....	190
4.13 Percent helix, sheet and turn structures (3 groups) predictions..	191
4.13.1 Percent helix, sheet and turn structures (3 groups) predictions using hydrophobicity (2 groups).....	191
4.13.2 Percent helix, sheet and turn (3 groups) predictions using hydrophobicity (7 groups).....	192
4.13.3 Percent of helix, sheet and turn (3 groups) predictions using amino acid side chain properties.....	193
4.13.4 Percent of helix, sheet and turn (3 groups) predictions using hydrophobicity.....	194
4.14 Percent helix structure (2 groups) prediction in amino acid sequence of proteins.....	195
4.14.1 Prediction of percent helix structure (2 groups) using hydrophobicity (2 groups).....	197
4.14.2 Prediction of percent helix structure (2 groups) using helical tendencies (5 groups).....	198
4.14.3 Prediction of percent helix structure (2 groups) using amino acid side chain properties (8 groups).....	200
4.14.4 Prediction of percent helix structure (2 groups) using hydrophobicity (3 groups).....	201
4.14.5 Comparison of the percent helical structure (2 groups) in amino acid sequence prediction using 2 of hydrophobicity, 5 groups of helical tendencies, 8 groups of amino acid side chain properties and 3 groups of hydrophobicity.....	203

	Page
4.15 Percent sheet structure (2 groups) prediction in amino acid sequence of proteins.....	204
4.15.1 Prediction of percent sheet structure (2 groups) using hydrophathy (2 groups).....	206
4.15.2 Prediction of percent sheet structure (2 groups) using amino acid side chain properties (8 groups).....	207
4.15.3 Prediction of percent sheet structure (2 groups) using hydrophobicity (3 groups).....	209
4.15.4 Comparison of the percent sheet structure (2 groups) in amino acid sequence prediction using 2 hydrophathy, 8 groups of amino acid side chain properties and 3 groups of hydrophobicity.....	211
CHAPTER V DISCUSSION.....	212
5.1 Motivation and Benefits of this study.....	212
5.2 Evaluation of secondary structure prediction accuracy.....	215
5.3 Training and Testing on Neural Networks.....	216
5.4 Prediction accuracy.....	218
5.5 Further study.....	223
CHAPTER VI CONCLUSIONS.....	224
REFERENCES.....	226
APPENDIX A.....	234
APPENDIX B.....	239
BIOGRAPHY.....	241

LIST OF TABLES

Table	Page
2.1 Relative frequency of occurrence of amino acid residues in the secondary structures of proteins.....	8
2.2 Relative helical tendencies of the amino acids measured in one peptide.....	12
2.3 Definition of secondary structural classes of proteins.....	13
2.4 Covalent structure and abbreviations of 20 standard amino acids of proteins.....	15
2.5 Hydrophathy associated with standard amino acids.....	23
3.1 Database of protein(s) used in protein structures prediction by NNs.....	43
3.2 Two groups of amino acids which were divided by hydrophathy property.....	47
3.3 Seven group of amino acids which were divided by the hydrophathy property.....	48
3.4 Five groups of amino acids which were divided by relative helical tendencies.....	49
4.1 The training set, testing set and possible outputs of secondary structures prediction.....	57
4.2 The trained network file, testing result file and percent accuracy of helix sheet and turn structure prediction in the same network using hydrophathy (2 groups).....	63
4.3 The trained network file, testing result file and percent accuracy of helix sheet and turn structure prediction in the same network using hydrophathy (7 groups)	67

Table	Page
4.4 The trained network file, testing result file and percent accuracy of helix sheet and turn structure prediction in the same network using amino acid side chain properties.....	71
4.5 The trained network file, testing result file and percent accuracy of helix sheet and turn structure prediction in the same network using hydrophobicity.....	75
4.6 The training set, testing set and output of helix structure prediction in separate networks.....	79
4.7 The trained network, testing result files and percent accuracy prediction of helix structure using hydropathy (2 groups).....	82
4.8 The trained network, testing result files and percent accuracy prediction of helix structure using hydropathy (7 groups).....	83
4.9 The trained network, testing result files and percent accuracy prediction of helix structure using 8 groups of amino acid side chain properties.....	89
4.10 The trained network, testing result files and percent accuracy prediction of helix structure using hydrophobicity	90
4.11 The training set, testing set and outputs of sheet structure prediction in separate networks.....	96
4.12 The trained network file, testing result file and percent accuracy of sheet structure prediction using hydropathy (2 groups).....	98
4.13 The trained network file, testing result file and percent accuracy of sheet structure prediction using hydropathy (7 groups).....	99
4.14 The trained network file, testing result file and percent accuracy of sheet structure prediction using amino acid side chain properties (8 groups).....	100
4.15 The trained network file, testing result file and percent accuracy of sheet structure prediction using hydrophobicity (3 groups).....	102

Table	Page
4.16 The training set, testing set and outputs of turn structure prediction in separate networks.....	105
4.17 The trained network, testing result files and percent accuracy of turn structure prediction using hydropathy (2 groups).....	106
4.18 The trained network, testing result files and percent accuracy of turn structure prediction using hydropathy (7 groups).....	108
4.19 The trained network, testing result files and percent accuracy of turn structure prediction using amino acid side chain properties (8 groups).....	109
4.20 The trained network file, testing result file and percent accuracy of sheet structure prediction using hydrophobicity (3 groups).....	111
4.21 The training set, testing set and possible outputs of percent helix Structure (6 groups) prediction.....	118
4.22 The trained network file, testing result file and percent accuracy of the of percent helix structure (6 groups) prediction using hydropathy (2 groups).....	119
4.23 The trained network file, testing result file and percent accuracy of percent helix structure prediction (6 groups) using hydropathy (7 groups).....	125
4.24 The trained network file, testing result file and percent accuracy of percent helix structure prediction (6 groups) using 8 groups of amino acid side chain properties.....	126
4.25 The trained network file, testing result file and percent accuracy of percent helix structure prediction (6 groups) using hydrophobicity.....	132
4.26 The training set, testing set and possible outputs of percent sheet structure (6 groups) prediction.....	135
4.27 The trained network file, testing result files and percent accuracy of percent sheet structure (6 groups) prediction using hydropathy (2 groups).....	136

Table	Page
4.28 The trained network file, testing result file and percent accuracy of percent sheet structure (6 groups) prediction using hydrophobicity (7 groups).....	138
4.29 The trained network file, testing result file and percent accuracy of percent sheet structure (6 groups) prediction using amino acid side chains (8 groups).....	139
4.30 The trained network file, testing result file and percent accuracy of percent sheet structure (6 groups) prediction using hydrophobicity.....	141
4.31 The training set, testing set and possible outputs of percent turn structure (6 groups) prediction.....	144
4.32 The trained network file, testing result file and percent accuracy of percent turn structure (6 groups) prediction using hydrophobicity (2 groups).....	146
4.33 The trained network file, testing result file and percent accuracy of percent turn structure (6 groups) prediction using hydrophobicity (7 groups).....	147
4.34 The trained network file, testing result file and percent accuracy prediction of percent turn structure (6 groups) using amino acid side chains properties (8 groups).....	149
4.35 The trained network file, testing result file and percent accuracy of percent turn structure (6 groups) prediction using hydrophobicity.....	150
4.36 The training set, testing set and possible outputs of percent helix structure (3 groups) prediction.....	157
4.37 The trained network file, testing result file and percent accuracy of the percent helix structure (3 groups) prediction using hydrophobicity (2 groups).....	161
4.38 The trained network file, testing result file and percent accuracy of percent helix structure prediction (3 groups) using hydrophobicity (7 groups).....	164

Table	Page
4.39 The trained network file, testing result file and percent accuracy of percent helix structure prediction (3 groups) using 8 groups of amino acid side chain properties.....	165
4.40 The trained network file, testing result file and percent accuracy of percent helix structure prediction (3 groups) using hydrophobicity.....	171
4.41 The training set, testing set and possible outputs of percent sheet structure (3 groups) prediction.....	174
4.42 The trained network file, testing result file and percent accuracy of the prediction of percent sheet structure (2 groups) using hydrophobicity (2 groups).....	175
4.43 The trained network file, testing result file and percent accuracy of percent sheet structure prediction (3 groups) using hydrophobicity (7 groups).....	177
4.44 The trained network file, testing result file and percent accuracy of percent sheet structure prediction (3 groups) using 8 groups of amino acid side chain properties.....	178
4.45 The trained network file, testing result file and percent accuracy of percent sheet structure prediction (3 groups) using hydrophobicity.....	180
4.46 The training set, testing set and possible outputs of percent turn structure (3 groups) prediction.....	183
4.47 The trained network file, testing result file and percent accuracy of the prediction of percent turn structure (3 groups) using hydrophobicity (2 groups).....	184
4.48 The trained network file, testing result file and percent accuracy of percent turn structure prediction (3 groups) using hydrophobicity (7 groups).....	186
4.49 The trained network file, testing result file and percent accuracy of percent turn structure prediction (3 groups) using 8 groups of amino acid side chain properties.....	188

Table	Page
4.50 The trained network file, testing result file and percent accuracy of percent turn structure prediction (3 groups) using hydrophobicity.....	189
4.51 The training set, testing set and possible outputs of percent helix structure (2 groups) prediction.....	196
4.52 The trained network file, testing result file and percent accuracy of the prediction of percent helix structure (2 groups) using hydrophobicity (2 groups).....	198
4.53 The trained network file, testing result file and percent accuracy of percent helix structure prediction (2 groups) using helical tendencies (5 groups).....	199
4.54 The trained network file, testing result file and percent accuracy of percent helix structure prediction (2 groups) using 8 groups of amino acid side chain properties.....	201
4.55 The trained network file, testing result file and percent accuracy of percent helix structure prediction (2 groups) using hydrophobicity.....	202
4.56 The training set, testing set and possible outputs of percent sheet structure (2 groups) prediction.....	205
4.57 The trained network file, testing result file and percent accuracy of the prediction of percent sheet structure (2 groups) using hydrophobicity (2 groups).....	207
4.58 The trained network file, testing result file and percent accuracy of percent sheet structure prediction (2 groups) using 8 groups of amino acid side chain properties.....	208
4.59 The trained network file, testing result file and percent accuracy of percent sheet structure prediction (2 groups) using hydrophobicity.....	210

LIST OF FIGURES

Figure	Page
1.1	The gab between the number of protein sequences and three dimensional structures..... 5
2.1	The general structural formula of α -amino acid..... 14
2.2	The peptide bond..... 19
2.3	Schematic drawing of a typical neuron..... 24
2.4	The basic structure of neural networks..... 26
2.5	Schematic diagram of McCulloch and Pitts..... 27
2.6	Decision regions created by a multilayer perceptrons..... 30
2.7	A three layers back propagation network fully interconnection..... 32
3.1	SNNS components..... 37
3.2	A simple network, a feed-forward net with three layer of units..... 38
3.3	Protein structure prediction networks..... 51
4.1	The example of input and output patterns for training and testing. The input patterns consisted of 481 units representing the numbers coded amino acid residues..... 58
4.2	The example of incorrect result pattern. The input patterns were the number coded amino acid residues..... 59
4.3	The example of input and output patterns for training and testing. The input patterns consisted of 481 units representing amino acid sequences which were coded by 2 groups of hydrophathy..... 61
4.4	The example of correct result pattern after testing with a trained network The input patterns were hydrophathy (2 groups) coded amino acid residues. The observed outputs were 1 1 0 representing helix, sheet, turn structures respectively..... 62

Figure	Page	
4.5	Percent accuracy prediction of helix, sheet, and turn in the same network using 2 groups of hydrophathy as input vector with various numbers of hidden units.....	63
4.6	The example of input and output patterns for training and testing. The input pattern consisted of 481 units representing amino acid sequences which were coded by 7 groups of hydrophathy. The outputs consisted of 3 units representing the helix, sheet, turn structures respectively.....	65
4.7	The example of correct result pattern after testing with a trained network. The input patterns were hydrophathy (7 groups) coded amino acid residues. The observed outputs were 1 1 1 representing helix, sheet, turn structures respectively.....	66
4.8	Percent accuracy prediction of helix, sheet, and turn in the same network using 7 groups of hydrophathy as input vector with various numbers of hidden units.....	67
4.9	The example of input and output patterns for training and testing. The input patterns consisted of 481 units representing amino acid sequences which were coded by 8 groups of amino acid side chain properties. The outputs consisted of 3 units representing the helix, sheet, turn structures respectively.....	69
4.10	The example of result pattern after testing with a trained network. The input patterns were amino acid side chain properties coded amino acid residues. The observed outputs were 1 1 1 representing helix, sheet, turn structures respectively.....	70
4.11	Percent accuracy prediction of helix, sheet, and turn in the same network using 8 groups of amino acid side chain properties as input vector with various numbers of hidden.....	71

Figure	Page
4.12	73
The example of input and output patterns for training and testing. The input patterns were amino acid sequences which coded by hydrophobicity. The outputs representing the helix, sheet, turn.....	
4.13	74
The example of result pattern after testing with a trained network. The input patterns were hydrophobicity coded amino acid residues. The observed outputs were 1 1 1 representing helix, sheet, turn structures respectively.....	
4.14	75
Percent accuracy prediction of helix, sheet, and turn in the same network using 3 groups of hydrophobicity as input vector with various numbers of hidden units.....	
4.15	77
The comparison of percent accuracy prediction of helix, sheet, and turn in the same network using different input properties.....	
4.16	80
The example of input and output patterns for training and testing. The input patterns consisted of 481 units representing amino acid sequences which were coded by 2 groups of hydrophobicity. The output consisted of 1 unit representing the helix or sheet or turn structure.....	
4.17	81
The example of result pattern after testing with a trained network. The input patterns were the hydrophobicity (2 groups) coded amino acid residues. The observed output was 1 representing helix or sheet or turn structure.....	
4.18	82
Percent accuracy prediction of helix structure using 2 groups of hydrophobicity as input vector with various numbers of hidden units....	
4.19	84
The example of input and output patterns for training and testing. The input patterns consisted of 481 units representing amino acid sequences which were coded by 7 groups of hydrophobicity. The output consisted of 1 unit representing the helix or sheet or turn structure.....	

Figure	Page
4.20 The example of correct result pattern after testing with a trained network. The input patterns were hydropathy (7 groups) coded amino acid residues. The observed output was 1 representing helix or sheet or turn structure.....	85
4.21 Percent accuracy prediction of helix structure using 7 groups of hydropathy as input vector with various numbers of hidden units....	86
4.22 The example of input and output patterns for training and testing. The input patterns consisted of 481 units representing amino acid sequences which were coded by 8 groups of amino acid side chain properties. The output consisted of 1 unit representing the helix or sheet or turn structure.....	87
4.23 The example of correct result pattern after testing with a trained network. The input patterns were amino acid side chain properties coded amino acid residues. The observed output was 1 unit representing helix or sheet or turn.....	88
4.24 Percent accuracy prediction of helix structure using 8 groups of amino acid side chain properties as input vector with various numbers of hidden units.....	89
4.25 The example of input and output patterns for training and testing. The input patterns consisted of 481 units representing amino acid sequences which were coded by hydrophobicity. The output consisted of 1 unit representing helix or sheet or turn structure.....	91
4.26 The example of result pattern after testing with a trained network. The input patterns were hydrophobicity coded amino acid residues. The observed output was 1 representing helix or sheet or turn structure.....	92
4.27 Percent accuracy prediction of helix structure using 3 groups of hydrophobicity as input vector with various numbers of hidden units.....	93

Figure		Page
4.28	The comparison of percent accuracy prediction of helix structure using various types of input properties.....	94
		97
4.29	Percent accuracy prediction of sheet structure using 2 groups of hydrophobicity as input vector with various numbers of hidden units....	
4.30	Percent accuracy prediction of sheet structure using 7 groups of hydrophobicity as input vector with various numbers of hidden units....	99
4.31	Percent accuracy prediction of sheet structure using 8 groups of amino acid side chain properties as input vector with various numbers of hidden units.....	101
4.32	Percent accuracy prediction of sheet structure using 3 groups of hydrophobicity as input vector with various numbers of hidden units.....	102
4.33	The comparison of percent accuracy prediction of sheet structure using various types of input properties.....	103
4.34	Percent accuracy prediction of turn structure using 2 groups of hydrophobicity as input vector with various numbers of hidden units....	107
4.35	Percent accuracy prediction of turn structure using 7 groups of hydrophobicity as input vector with various numbers of hidden units....	108
4.36	Percent accuracy prediction of turn structure using 8 groups of amino acid side chain properties as input vector with various numbers of hidden units.....	110
4.37	Percent accuracy prediction of turn structure using 3 groups of hydrophobicity as input vector with various numbers of hidden units.....	111
4.38	The comparison of percent accuracy prediction of turn structure using various types of input properties.....	112
4.39	The percent accuracy predictions of the existence of helix, sheet, turn in separate networks and in the same network using hydrophobicity (2 groups).....	113

Figure	Page	
4.40	The percent accuracy predictions of the existence of helix, sheet, turn in separate networks and in the same network using hydropathy (7 groups).....	114
4.41	The percent accuracy predictions of the existence of helix, sheet, turn in separate networks and in the same network using amino acid side chain properties (8 groups).....	115
4.42	The percent accuracy predictions of the existence of helix, sheet, turn in separate networks and in the same network using hydrophobicity (3 groups).....	116
4.43	The example of input and output patterns for training and testing. The input patterns consisted of 481 units representing amino acid sequences which were coded by 2 groups of hydropathy. The outputs consisted of 3 units representing percent helix or sheet or turn structures (6 groups).....	120
4.44	The example of result pattern after testing with a trained network. The input patterns were hydropathy (2 groups) coded amino acid residues. The observed outputs were 0 0 1 representing percent helix or sheet or turn (6 groups).....	121
4.45	Percent accuracy prediction of percent helix structure (6 groups) using 2 groups of hydropathy as input vector with various numbers of hidden units.....	122
4.46	The example of input and output patterns for training and testing. The input patterns consisted of 481 units representing amino acid sequences which were coded by 7 groups of hydropathy. The outputs consisted of 3 units representing the percent helix or sheet or turn structures (6 groups).....	123
4.47	The example of result pattern after testing with a trained network. The input patterns were hydropathy (7 groups) coded amino acid residues. The output was percent helix or sheet or turn (6 groups)..	124

Figure	Page
4.48 Percent accuracy prediction of percent helix structure (6 groups) using 7 groups of hydropathy as input vector with various numbers of hidden units.....	125
4.49 The example of input and output patterns for training and testing. The input patterns consisted of 481 units representing amino acid sequences which were coded by 8 groups of amino acid side chain properties. The outputs consisted of 3 units representing percent of helix or sheet or turn structures (6 groups).....	127
4.50 The example of result pattern after testing with a trained network. The input patterns were amino acid side chain properties coded amino acid residues. The observed outputs were 0 0 1 representing percent helix or sheet or turn structures (6 groups).....	128
4.51 Percent accuracy prediction of percent helix structure (6 groups) using 8 groups of amino acid side chain properties as input vector with various numbers of hidden units.....	129
4.52 The example of input and output patterns for training and testing. The input patterns consisted of 481 units representing amino acid sequences which were coded by hydrophobicity. The outputs consisted of 3 units representing percent helix or sheet or turn structures (6 groups) respectively.....	130
4.53 The example of correct result pattern after testing with a trained network. The input patterns were hydrophobicity coded amino acid residues. The observed outputs were 0 0 1 representing percent helix or sheet or turn structures (6 groups).....	131
4.54 Percent accuracy prediction of percent helix structure (6 groups) using hydrophobicity (3 groups) as input vector with various numbers of hidden units.....	132
4.55 The comparison of percent accuracy prediction of percent helix structure (6 groups) using various types of input properties.....	133

Figure	Page
4.56 Percent accuracy prediction of percent sheet structure (6 groups) using 2 groups of hydropathy as input vector with various numbers of hidden units.....	137
4.57 Percent accuracy prediction of percent sheet structure (6 groups) using 7 groups of hydropathy as input vector with various numbers of hidden unit.....	138
4.58 Percent accuracy prediction of percent sheet structure (6 groups) using 8 groups of amino acid side chain properties as input vector with various numbers of hidden units.....	140
4.59 Percent accuracy prediction of percent sheet structure (6 groups) using hydrophobicity (3 groups) as input vector with various numbers of hidden units.....	141
4.60 The comparison of percent accuracy prediction of percent sheet structure (6 groups) using various types of input properties.....	142
4.61 Percent accuracy prediction of percent turn structure (6 groups) using 2 groups of hydropathy as input vector with various numbers of hidden units.....	145
4.62 Percent accuracy prediction of percent turn structure (6 groups) using 7 groups of hydropathy as input vector with various numbers of hidden.....	147
4.63 Percent accuracy prediction of percent turn structure (6 groups) using 8 groups of amino acid side chain properties as input vector with various numbers of hidden units.....	148
4.64 Percent accuracy prediction of percent turn structure (6 groups) using 3 groups of hydrophobicity as input vector with various numbers of hidden units.....	150
4.65 The comparison of percent accuracy prediction of percent turn structure (6 groups) using various types of input properties.....	151

Figure	Page
4.66 The percent accuracy predictions of the percent of helix, sheet, turn (6 groups) in separate networks using hydrophathy (2 groups)...	152
4.67 The percent accuracy predictions of the percent of helix, sheet, turn (6 groups) in separate networks using hydrophathy (7 groups)...	153
4.68 The percent accuracy predictions of the percent of helix, sheet, turn (6 groups) in separate networks using amino acid side chain properties (8 groups).....	154
4.69 The percent accuracy predictions of the percent of helix, sheet, turn (6 groups) in separate networks using hydrophobicity.....	155
4.70 The example of input and output patterns for training and testing. The input patterns were 2 groups of hydrophathy coded amino acid sequences. The outputs consisted of 2 units representing the percent helix or sheet or turn (3 groups).....	158
4.71 The example of correct result after testing with a trained network. The output patterns were the hydrophathy (2 groups) coded amino acid residues. The observed outputs were 0 1 representing percent helix or sheet or turn structure (3 groups).....	159
4.72 Percent accuracy prediction of percent helix structure (3 groups) using 2 groups of hydrophathy as input vector with various numbers of hidden units.....	160
4.73 The example of input and output patterns for training and testing. The inputs were 7 groups of hydrophathy coded amino acid sequences. The outputs consisted of 2 units representing percent helix or sheet or turn structure (3 groups).....	162
4.74 The example of correct result after testing with a trained network. The output patterns were the hydrophathy (7 groups) coded amino acid residues. The observed outputs were 0 1 representing helix or sheet or turn structure respectively.....	163

Figure	Page
4.75 Percent accuracy prediction of percent helix structure (3 groups) using 7 groups of hydropathy as input vector with various numbers of hidden units.....	164
4.76 The example of input and output patterns. The inputs were amino acid side chain properties coded amino acid sequences. The outputs consisted of 2 units representing the helix or sheet or turn..	166
4.77 The example of correct result after testing with a trained network. The output patterns were amino acid side chain properties coded amino acid residues. The observed outputs were 0 1 representing helix or sheet or turn structures.....	167
4.78 Percent accuracy prediction of percent helix structure (3 groups) using 8 groups of amino acid side chain properties as input vector with various numbers of hidden units.....	168
4.79 The example of input and output patterns for training and testing . The inputs were hydrophobicity coded amino acid sequences. The outputs consisted of 2 units representing percent helix or sheet or turn structure (3 groups).....	169
4.80 The example of correct result pattern after testing with a trained network. The input patterns were hydrophobicity coded amino acid residues. The observed outputs were 0 1 representing percent helix or sheet or turn (3 groups).....	170
4.81 The comparison of percent accuracy prediction of percent turn structure (3 groups) using various types of input properties.....	171
4.82 The comparison of percent accuracy prediction of percent turn structure (3 groups) using various types of input properties.....	172
4.83 Percent accuracy prediction of percent sheet structure (3 groups) using 2 groups of hydropathy as input vector with various numbers of hidden units.....	176

Figure		Page
4.84	Percent accuracy prediction of percent sheet structure (3 groups) using 7 groups of hydropathy as input vector with various numbers of hidden units.....	177
4.85	Percent accuracy prediction of percent sheet structure (3 groups) using 8 groups of amino acid side chain properties as input vector with various numbers of hidden units.....	179
4.86	Percent accuracy prediction of percent sheet structure (3 groups) using hydrophobicity as input vector with various numbers of hidden units.....	180
4.87	The comparison of percent accuracy prediction of percent sheet structure (3 groups) using various types of input properties.....	181
4.88	Percent accuracy prediction of percent turn structure (3 groups) using 2 groups of hydropathy as input vector with various numbers of hidden units.....	185
4.89	Percent accuracy prediction of percent turn structure (3 groups) using 7 groups of hydropathy as input vector with various numbers of hidden units.....	186
4.90	Percent accuracy prediction of percent turn structure (3 groups) using 8 groups of amino acid side chain properties as input vector with various numbers of hidden units.....	187
4.91	Percent accuracy prediction of percent turn structure (3 groups) using hydrophobicity as input vector with various numbers of hidden units.....	189
4.92	The comparison of percent accuracy prediction of percent turn structure (3 groups) using various types of input properties.....	190
4.93	The percent accuracy predictions of the percent of helix, sheet, turn (3 groups) in separate networks using hydropathy (2 groups)...	191

Figure	Page
4.94 The percent accuracy predictions of the percent of helix, sheet, turn (3 groups) in separate networks using hydrophathy (7 groups)...	192
4.95 The percent accuracy predictions of the percent of helix, sheet, turn (3 groups) in separate networks using amino acid side chain properties.....	193
4.96 The percent accuracy predictions of the percent of helix, sheet, turn (3 groups) in separate networks using hydrophobicity.....	194
4.97 Percent accuracy prediction of percent helix structure (2 groups) using 2 groups of hydrophathy as input vector with various numbers of hidden units.....	197
4.98 Percent accuracy prediction of percent helix structure (2 groups) using helical tendencies as input vector with various numbers of hidden.....	199
4.99 Percent accuracy prediction of percent helix structure (2 groups) using 8 groups of amino acid side chain properties as input vector with various numbers of hidden units.....	200
4.100 Percent accuracy prediction of percent helix structure (2 groups) using hydrophobicity as input vector with various numbers of hidden units.....	202
4.101 The comparison of percent accuracy prediction of percent helix structure (2 groups) using various types of input properties.....	203
4.102 Percent accuracy prediction of percent sheet structure (2 groups) using 2 groups of hydrophathy as input vector with various numbers of hidden units.....	206
4.103 Percent accuracy prediction of percent sheet structure (2 groups) using 8 groups of amino acid side chain properties as input vector with various numbers of hidden units.....	208

Figure		Page
4.104	Percent accuracy prediction of percent sheet structure (2 groups) using hydrophobicity as input vector with various numbers of hidden units.....	209
4.105	The comparison of percent accuracy prediction of percent sheet structure (2 groups) using various types of input properties.....	211



สถาบันวิทยบริการ
จุฬาลงกรณ์มหาวิทยาลัย