

REFERENCE

- Amighi, K., and Moes, A.J. 1995. Evaluation of thermal and film forming properties of acrylic aqueous polymer dispersion blend : Application to the formulation of sustained-release film coated theophylline pellets. **Drug Dev. Ind. Pharm.** 21(20) : 2355-2369.
- Anuchit Sanprasert. 1995. **Sustained release properties of the beads coated with the mixtures of propranolol hydrochloride and ethylcellulose.** Master's Thesis, Chulalongkorn University.
- Bianchini, R., Bruni, G., Gazzaniga, A., and Vecchio, C. 1993. d-Indobufen extend-release pellets prepared by coating with aqueous polymer dispersions. **Drug Dev. Ind. Pharm.** 19(16) : 2021-2041.
- Bindschaedler, C., Gurny, R., and Doelker, E. 1983. Theoretical concepts regarding the formation of films from aqueous microdispersions and application to coating. **Lab.-Pharm.-Probl. Tech.** 31(331) : 389-394.
- Brown, G.L. 1956. Formation of films from polymer dispersions. **J. Polym. Sci.** 22 : 423-434.
- Chang, N.J., and Himmelstein, K.J. 1990. Dissolution-diffusion controlled constant-rate release from heterogeneously loaded drug - containing materials. **J. Controlled Release.** 12 : 201-212.
- Chang, R., Hsiao, C.H., and Robinson, J.R. 1987. A review of aqueous coating techniques and preliminary data on release from a theophylline product. **Pharm. Tech.** 11(3) : 56-68.
- Chien, Y.M. 1983. Potential developments and new approaches in oral controlled-release drug delivery systems. **Drug Dev. Ind. Pharm.** 9(7) : 1291-1330.
- Chien, Y.M. (ed.) 1992. **Novel Drug Delivery Systems**, 2nd ed., New York : Marcel Dekker.
- Dillon, R.E., Matheson, L.A., and Gradford, E.B. 1951. Sintering of synthetic latex particles. **J. Colloid. Sci.** 6 : 108-117.
- Donbrow, M., and Samuelov, Y. 1980. Zero order drug delivery from double-layered porous films: Release rate profiles from ethylcellulose, hydroxypropylcellulose and polyethylene glycol mixtures. **J. Pharm. Pharmacol.** 32 : 463-470.
- El-Mahrouk, G.M., Al-Meshal, M.A., Al-Angary, A.A. and Mahrous, G.M. 1993. Preparation and evaluation of sustained release indomethacin nonpareil seeds. **Drug Dev. Ind. Pharm.** 19(15) : 1903-1916.

- Flynn, G.L., Yolkowsky, S.H., and Roseman, T.J. 1974. Mass transport phenomena and models : Theoretical concepts. **J. Pharm. Sci.** 63 : 479.
- Ford, J.L., Rubinstein, M.H., and Hogan, J.E. 1985a. Formulation of sustained release promethazine hydrochloride tablets using hydroxypropylmethylcellulose matrices. **Int. J. Pharm.** 24 : 327-338.
- Ford, J.L., Rubinstein, M.H., and Hogan, J.E. 1985b. Dissolution of a poorly water drug , indomethacin , from HPMC controlled release tablets. **J. Pharm. Pharmacol.** 37 : 33.
- Ford, J.L., Rubinstein, M.H., and Hogan, J.E. 1985c. Propranolol hydrochloride and aminophylline release from matrix tablets containing HPMC. **Int. J. Pharm.** 24 : 339-350.
- Forni, F., Coppi, G., Vandelli, M.A., and Bernabei, M.T. 1990. Interception of the diffusion-type mechanism of drug release from microcapsules. **Int. J. Pharm.** 60 : 83-88.
- Foster, T.P., and Parrott, E.L. 1990. Release of highly water - soluble medicinal compounds from heterogeneously matrixes. Part 2 : Melt. **J. Pharm. Sci.** 79 : 938-942.
- Friedman, M., and Donbrow, M. 1978. Fluidized bed coating technique for production of sustained release granules. **Drug Dev. Ind. Pharm.** 4(4) : 319-331.
- Friedman, M., Donbrow, M., and Samuelov, Y. 1979. Release rate of drug from ethylcellulose coated granules containing caffeine and salicylic acid. **Drug Dev. Ind. Pharm.** 5(4) : 407-424.
- Fukumori, Y. 1994. Coating of multiparticulates using polymeric dispersions : Formulation and process considerations. In I. Ghebre-Sellassie (ed.), **Multiparticulate Oral Drug Delivery**, pp. 79-111. New York : Marcel Dekker.
- Fukumori, Y., et al. 1991. Effect of additives on physical properties of fine ethyl cellulose microcapsules prepared by the Wurster process. **Chem. Pharm. Bull.** 39(1) : 164-169.
- Gennaro et al. 1990. **Remington's Pharmaceutical Sciences**. pp. 867-868. Pennsylvania : Mack Printing, Co.
- Georgarakis, M., Panagopoulou, A., Hatzipantou, P., Iliopoulos, Th., Kondylis, M., and Grekas, D. 1990. Development of a new controlled release theophylline tablet : In vitro and in vivo studies. **Drug Dev. Ind. Pharm.** 16(2) : 315-329.

- Ghebre-Sellassie, I., Gordon, R.H., Middleton, D.L., Nesbitt, R.V., and Fawzi, M.B. 1984. A unique application and characterization of Eudragit E 30 D film coatings in sustained release formulations. **Int. J. Pharm.** 31 : 43-54.
- Ghebre-Sellassie, I., Gordon, R.H., Nesbitt, R.V., and Fawzi, M.B. 1987. Evaluation of acrylic-based modified-release film coatings. **Int. J. Pharm.** 37 : 211-218.
- Ghebre-Sellassie, I., et al. 1985. Evaluation of a high-speed pelletization process and equipment. **Drug Dev. Ind. Pharm.** 11(8) : 1523-1541.
- Gilligan, C.A., and Li Wan Po, A. 1991. Factor affecting drug release from a pellet system coated with an aqueous colloidal dispersion. **Int. J. Pharm.** 73:51-68.
- Giovanni, F.P., Pascal, W., and Andre, S. 1995. Aqueous acrylic resin for coating an original theophylline granules. **Drug Dev. Ind. Pharm.** 21(8) : 879-888.
- Gopferich, A., and Lee, G. 1992. The influence of endogenous surfactant on the structure and drug-release properties of Eudragit NE 30D-matrices. **J. Controlled Release** 18 : 133-144.
- Harland, R.S., Dubernet, C., Benoit, J.P., and Peppas, N.A. 1988. Model of dissolution-controlled, diffusional drug release from non-swellable polymeric microspheres. **J. Controlled Release.** 7 : 207-215.
- Harland, R.S. and Peppas, N.A. 1989. Accessibility factors for diffusion-controlled drug delivery systems. **J. Pharm. Sci.** 78 : 146-148.
- Harris, M.R., and Ghebre-Sellassie, I. 1989. Aqueous polymeric coating for modified-release pellets. In J.W.McGinity(ed.), **Aqueous Polymeric Coatings for Pharmaceutical Dosage Forms**, pp.63-79. New York : Marcel Dekker.
- Hendeles, L., Massanari, M., and Weinberger, M. 1991. Theophylline. In : W.E. Evans, J.J. Schenteg, and W.J. Jusko (eds.), **Applied Pharmacokinetics**, 2nd ed., pp.1105-1136. Washington : Applied Therapeutics.
- Hossain, M., and Ayres, J.W. 1990. Variable that influence coat integrity in a laboratory spray coater. **Pharm. Tech.** 14(10) : 72-82.
- Hui, H.W. Robinson, J.R., and Lee, V.H.L. 1987. Design and fabrication of oral controlled release drug delivery systems. In J.R. Ribinson and V.H.L. Lee (eds.), **Controlled Drug Delivery : Fundamental and Applications**, 2nd ed. New York : Marcel Dekker.

- Iyer, R.M., Augsburger, L.L., and Parikh, D.M. 1993. Evaluation of drug layering and coating: Effect of process mode and binder level. **Drug Dev. Ind. Pharm.** 19(9) : 981-998.
- Iyer, U., Hong, W.H., Das, N., and Ghebre-Sellassie, I. 1990. Comparative evaluation of three organic solvent and dispersion based ethylcellulose coating formulations. **Pharm. Tech.** 14(9) : 68-86.
- Janicki, S., and Jedras, Z. 1989. Diltiazem multi-dose gastrointestinal diffusion system : Preparation and release rate studies. **Farmaco.** 44 : 531-540.
- Jensen, J.L. Appel, L.E., Clair, J.H., and Zentner, G.M. 1995. Variable that affect the mechanism of drug release from osmotic pumps coated with acrylate / methacrylate copolymer latexes. **J. Pharm. Sci.** 84(5) : 530-533.
- Joknman, J.H.G., Schoenmaker, R., Grimberg, N., and Zeeuw, R.A. 1981. A new in vitro dissolution test for controlled release theophylline tablets. **Int. J. Pharm.** 8 : 153-156.
- Jones, D. 1994. Air suspension coating for multiparticulates. **Drug Dev. Ind. Pharm.** 20(20) : 3175-3206.
- Jones, D.M. 1985. Factors to consider in fluid-bed processing. **Pharm. Tech.** 9(4) : 50-62.
- Kannikoski, A., Marttila, E., and Votila, J. 1984. Release of verapamil hydrochloride from granules coated with ethylcellulose films : part I. **Acta. Pharm. Fenn.** 93 : 135-145.
- Kohri, N., Mori, K., Miyazaki, K., and Arita, T. 1986. Sustained release of nifedipine from granules. **J. Pharm. Sci.** 75 : 57-61.
- Laicher, A., Lorck, C.A., Grunenber, P.C., Klemm, H., and Stanislaus F. 1995. Aqueous coating of pellets to sustained-release dosage forms in a fluid-bed coater. **Drug made in Germany.** 38(1) : 23-26.
- Lehmann, K. 1989. Chemistry and application properties of polymethacrylate coating systems. In J.W. McGinity (ed.), **Aqueous Polymeric Coatings for Pharmaceutical Dosage Forms**, pp.153-245. New York : Marcel Dekker.
- Lehmann, K., and Dreher, D. 1979. Coating small particles with acylic resins. **Pharm. Tech.** 4(3) : 53-56.
- Lehmann, K., and Dreher, D. 1988. Mixtures of aqueous polymethacrylate dispersions for drug coating. **Drug made in Germany.** 31(3) : 101-102.

- Lehmann, K., and Petereit, H.-U. 1994. Film coatings based on aqueous polymethacrylate dispersions for sustained release in the intestinal tract. **Drug made in Germany**. 31(3) : 101-102.
- Lehmann, K., Petereit, H.-U., and Dreher, D. 1994. Fast disintegrating controlled release tablets from coated particles. **Drug made in Germany**. 37(2) : 53-60.
- Li, L.C. and Peck, G.E. 1990. Water based silicone elastomer controlled release tablet film coating IV process evaluation. **Drug Dev. Ind. Pharm.** 16(3) : 415-435.
- Li, S.P., Jhavar, R., Mehta, G.N., Harwood, R.J., and Grim, W.M. 1989. Preparation and in vitro evaluation of a controlled release drug delivery system of theophylline using an aqueous acrylic resin dispersion. **Drug Dev. Ind. Pharm.** 15(8) : 1231-1242.
- Lindholm, T., and Justin, M. 1982. Controlled release tablets. Part 3, ethylcellulose coats containing surfactant and powdered matter. **Pharm. Ind.** 44 : 937-941.
- Lindholm, T., Justin, M., and Kekalainen, S. 1985. Controlled release tablets. Part 4, sodium salicylate tablets with ethylcellulose coats containing surfactant and particulated matter. **Pharm. Ind.** 47 : 1093-1098.
- Lund, W., ed. 1994. **The Pharmaceutical Codex** (21st. ed.). London : The Pharmaceutical Press.
- Mehta, A.M. 1988. Scale-up considerations in the fluid-bed process for controlled-release products. **Pharm. Tech.** 2(2) : 46-52.
- Mehta, A.M. 1989. Processing and equipment considerations for aqueous coatings. In J.W. McGinity (ed.), **Aqueous Polymeric Coatings for Pharmaceutical Dosage Forms**, pp.267-302. New York : Marcel Dekker.
- Mehta, A.M., and Jones, D.M. 1985. Coated pellets under the microscope. **Pharm. Tech.** 9(6) : 52-60.
- Mehta, A.M., Vallazza, M.A., and Abele, S.E. 1986. Evaluation of fluid-bed processes for enteric coating systems. **Pharm. Tech.** 10(4) : 46-56.
- Nagai, T., Sekigawa, F., and Hoshi, N. 1989. Applications of HPMC and HPMCAS aqueous film coating of pharmaceutical dosage forms. In J.W. McGinity (ed.), **Aqueous Polymeric Coatings for Pharmaceutical Dosage Forms**, pp.81-152. New York : Marcel Dekker.

- Nakagami, H., Keshikawa, T., Matsumura, M., and Tsukamoto, H. 1991. Application of aqueous suspensions and latex dispersions of water-insoluble polymers for tablet and granule coatings. **Chem. Pharm. Bull.** 39(7) : 1837-1842.
- Nixon, J.R., and Wong, K.T. 1990. Evaluation of drug permeation through polymeric membranes as a model for release (II) ethylcellulose - walled microcapsules. **Int. J. Pharm.** 58 : 31-40.
- Olsen, K.W. 1989a. Batch fluid-bed processing equipment - a design overview : Part I. **Pharm. Tech.** 13(1) : 34-46.
- Olsen, K.W. 1989b. Fluid bed equipment. In I. Ghebre-Sellassie (ed.), **Pharmaceutical Pelletization Technology**, pp.39-69. New York : Marcel Dekker.
- Ozturk, A.G.; Ozturk, S.S., Palsson, B.O., Wheatley, T.A., and Dressman, J.B. 1990. Mechanism of release from pellets coated with an ethylcellulose-based film. **J. Controlled Release.** 14 : 203-213.
- Parikh, D.M. 1991. Airflow in batch fluid-bed processing. **Pharm. Tech.** 15(3) : 100-110.
- Phuapradit, W., Shah, N.H., Raikar, A., Williams, L., and Infeld, M.H. 1995. In vitro characterization of polymeric membrane used for controlled - release application. **Drug Dev. Ind. Pharm.** 21(8) : 955-963.
- Porter, S.C., and Ghebre-Sellassie, I. 1994. Key factors in the development of modified-release pellets. In I. Ghebre-Sellassie (ed.), **Multiparticulate Oral Drug Delivery**, pp.217-284. New York : Marcel Dekker.
- Rafiee-Tehrani, M., and Sadegh-Shobeiri, N. 1995. Effect of various polymers on formulation of controlled release (CR) ibuprofen tablets by fluid bed technique. **Drug Dev. Ind. Pharm.** 21(10) : 1193-1202.
- Ranade, V.V. 1991. Drug delivery system : Oral drug delivery. **J. Clin. Pharmacol.** 31: 2-16.
- Rekhi, G.S., Mendes, R.W., Porter, S.C., and Jambhekar, S. 1989. Aqueous polymeric dispersions for controlled drug delivery — Wurster process. **Pharm. Tech.** 13(3) : 112-125.
- Robinson, J.R. (ed.) 1978. Sustained and Controlled Released Drug Delivery Systems. New York : Marcel Dekker.
- Rohm GmbH, 1996. "Specification and test methods for Eudragit®NE 30D", Standards sheet, info 7.6/E. (Unpublished Manuscript).

- Russo, E.J. 1984. Typical scale-up problems and experiences. **Pharm. Tech.** 8(11): 46-56.
- Sa, B., Bandyopadhyay, A.K., and Gupta, B.K. 1990. Development and in vitro evaluation of ethyl cellulose micropellets as a controlled release dosage form for theophylline. **Drug Dev. Ind. Pharm.** 16(7): 1153-1169.
- Schmidt, P.C., and Niemann, F. 1993. The MiniWiD - coater. III Effect of application temperature on the dissolution profile of sustained-release theophylline pellets coated with Eudragit RS 30D. **Drug Dev. Ind. Pharm.** 19(13): 1603-1612.
- Scott, D.C., and Hollenbeck, R.G. 1991. Design and manufacture of zero-order sustained-release pellet dosage form through non-uniform dry distribution in a diffusional matrix. **Pharm. Res.** 8(2): 156-161.
- Shah, N.B., and Sheth, B.B. 1972. A method for study of time-release films. **J. Pharm. Sci.** 61: 412-416.
- Steuernagel, C.R. 1989. Latex emulsions for controlled drug delivery. In J.W. McGinity (ed.), **Aqueous Polymeric Coatings for Pharmaceutical Dosage Forms**, pp.1-62. New York: Marcel Dekker.
- The United States Pharmacopoeial Convention. 1995. **The United States Pharmacopoeia (USP) (23rd. rev. ed.)**. Massachusetts: n.p.
- Thirumala, G., Cassin, M., Dangor, J., and Dushendra, J. 1995. Drug release and surface morphology studies on salbutamol controlled release pellets. **Drug Dev. Ind. Pharm.** 21(11): 1303-1322.
- Thoma, K. 1989. Retardation of weak basic drugs. Part 2. Optimization of availability with papaverine and codeine in diffusion pellets. **Pharm. Ind.** 51: 540-543.
- Tondachi, M., Hoshi, N., and Sekigawa, F. 1977. Tablet coating in an aqueous system. **Drug Dev. Ind. Pharm.** 3(3): 227-240.
- Turkoglu, M., and Sakr, A. 1992. Mathematical modeling and optimization of a rotary fluidized-bed coating process. **Int. J. Pharm.** 88: 75-87.
- Vanderhoff, J.W., Bradford, E.B., and Carrington, W.K. 1973. The transport of water through latex film. **J. Polym. Sci.** 41: 155-174.
- Vecchio, C., Fabiani, F., and Gazzaniga, A. 1995. Use of colloidal silica as a separating agent in film forming processes performed with aqueous dispersion of acrylic resins. **Drug Dev. Ind. Pharm.** 21(15): 1781-1787.

- Wade, A., and Weller, P.J., eds. 1994. **Handbook of Pharmaceutical Excipients**. 2nd ed., Washington : The Pharmaceutical Press.
- Wan, L.S.C., Heng, P.W.S., and Chia, C.G.H. 1990. Influence of operational and formulation factors on spray dried microcapsules. **JSPS-NUS Seminar on "Recent developments in pharmaceutical technology"**, pp.190-206. Japan : Chiba.
- Wesdyk, R., Joshi, Y.M., Vincentis, J., Newman, A.W., and Jain, N.B. 1993. Factors affecting differences in film thickness of beads coated in fluidized bed units. **Int. J. Pharm.** 93 : 101-109.
- Winter, M.E. 1982. Theophylline. In M.A. Koda-Kimble, L.Y. Yong (eds.), **Basic Clinical Pharmacokinetics**, 2nd ed., pp.915-932. Washington : Applied Therapeutics.
- Wurster, D.E. 1982. Particle-coating methods. In H.A. Lieberman and L. Lachman (eds.), **Pharmaceutical Dosage Forms : Tablets**, vol.3, pp.120-135. New York : Marcel Dekker.
- Yang, S.T., and Ghebre-Sellassie, I. 1990. The effect of product bed temperature of Aquacoat-based controlled-release coatings. **Int. J. Pharm.** 60 : 109-124.
- Yang, S.T., Savage, G.V., Weiss, J., and Ghebre-Sellassie, I. 1992. The effect of spray mode and chamber geometry of fluid-bed coating equipment and other parameters on an aqueous-based ethylcellulose coating. **Int. J. Pharm.** 86 : 247-257.
- Yum, S.I., and Eckenhoff, J.B. 1981. Development of Fluidized-bed spray coating process for axisymmetrical particles. **Drug Dev. Ind. Pharm.** 7(1) : 27-61.
- Zenz, F.A. 1980. Fluidization. In **Encyclopedia of Chemical Technology**, 3rd ed., vol.10, pp.548. New York : Marcel Dekker.
- Zhang, G.H., Schwartz, J.B., and Schnaare, R.L. 1991. Bead coating : II Effect of spheronization technique on drug release from coated spheres. **Drug Dev. Ind. Pharm.** 17(6) : 817-890.
- Zhang, G.H., Schwartz, J.B., Schnaare, R.L., Wigent, R.J., and Sugita, E.J. 1990. In **Proceedings of the International Symposium on Controlled Release of Bioactive Materials**, 17 : 194.

Appendices

Appendix A Calibration Curve

The concentration versus absorbance of theophylline in phosphate buffer pH 6.6 at 272 nm was presented in Table 24 and showed a linear relationship with the correlation coefficient 0.9999. The standard curve of theophylline after regression analysis was illustrated in Figure 73.

Table 24. Absorbance of theophylline in phosphate buffer pH 6.6 determined at 272 nm.

Concentration ($\mu\text{g/ml}$)	Absorbance
0	0.000
4	0.228
6	0.345
8	0.458
10	0.574
12	0.694
14	0.801

สถาบันวิทยบริการ
จุฬาลงกรณ์มหาวิทยาลัย

The Construction of Calibration Curve in HPLC Method

The concentration versus ratio between peak area of internal standard (8-Chlorotheophylline) and theophylline anhydrous with HPLC method at 272 nm was presented in Table 25 and showed a linear relationship with the correlation coefficient 0.999.

The standard curve of theophylline anhydrous after regression analysis was illustrated in Figure 74.

Table 25 Ratio between peak area of internal standard and theophylline anhydrous with HPLC method at 272 nm.

Concentration ($\mu\text{g/ml}$)	Ratio
0	0.000
20	0.272
60	0.770
100	1.256
140	1.762
180	2.262

สถาบันวิทยบริการ
จุฬาลงกรณ์มหาวิทยาลัย

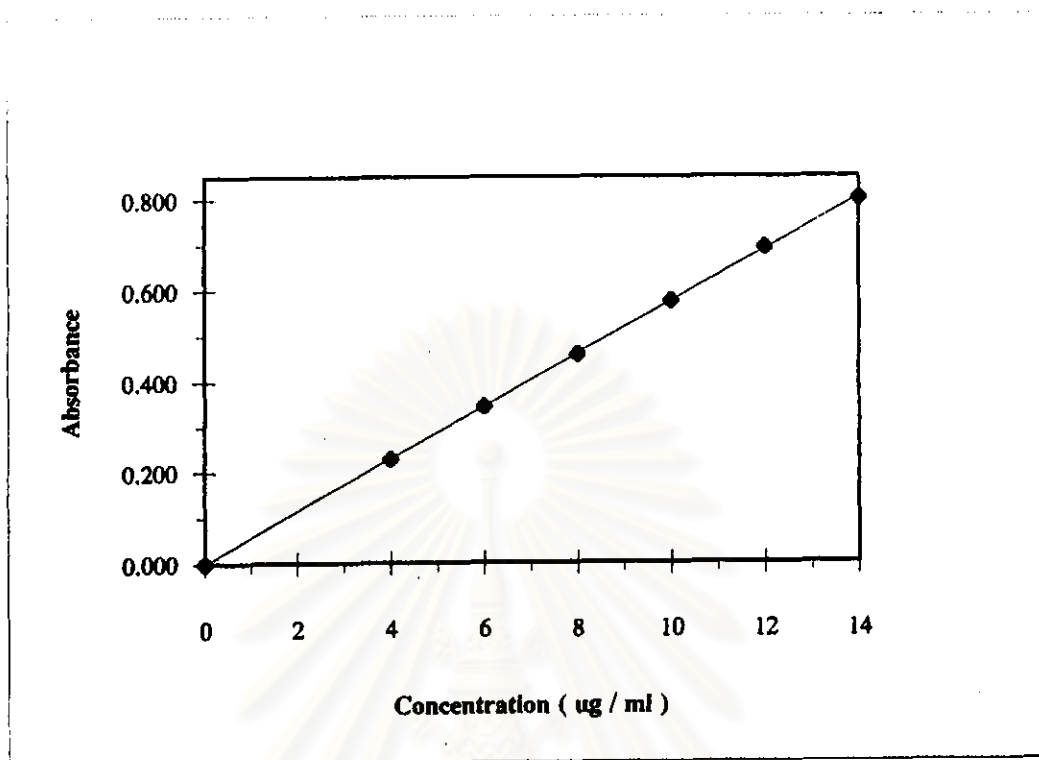


Figure 73 Calibration curve of theophylline in phosphate buffer pH 6.6.

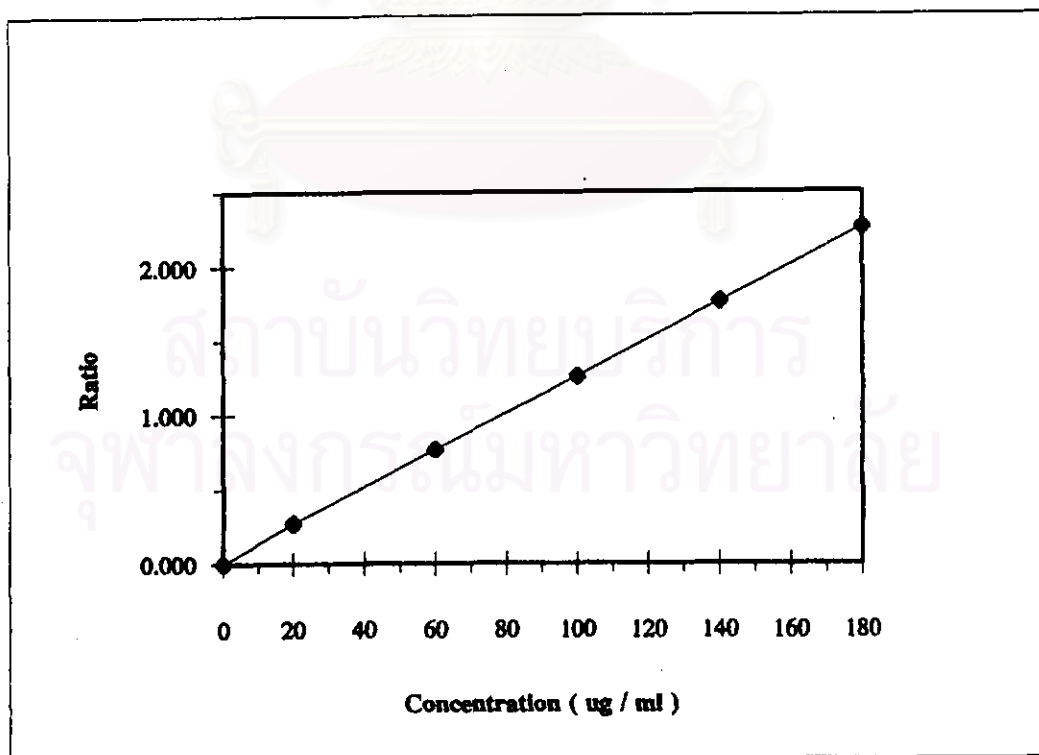
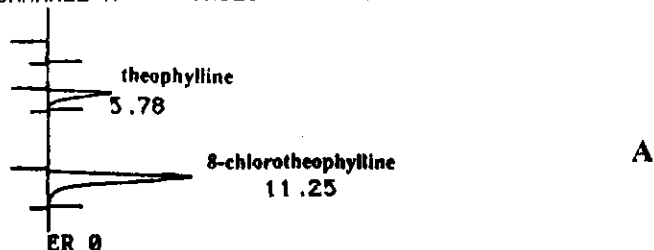


Figure 74 Calibration curve of theophylline from HPLC method.

CHANNEL A INJECT 11/01/96 23:03:48 STORED TO BIN # 2




DATA SAVED TO BIN # 2

TUKTA 11/01/96 23:03:48 CH= "A" PS= 1.

FILE 1. METHOD 0. RUN 2 INDEX 2 BIN 2

PEAK#	AREA X	RT	AREA BC
1	0.002	2.49	82 01
2	28.56	5.78	774792 01
3	76.438	11.25	2518729 01
TOTAL	100.		3288603

CHANNEL A INJECT 11/02/96 00:38:50 STORED TO BIN # 8



DATA SAVED TO BIN # 8

TUKTA 11/02/96 00:38:50 CH= "A" PS= 1.

FILE 1. METHOD 0. RUN 8 INDEX 8 BIN 8

PEAK#	AREA X	RT	AREA BC
1	0.018	2.54	1860 01
2	66.818	5.79	5077299 01
3	33.165	11.28	2520886 01
TOTAL	100.		7598745

Figure 75 The representative chromatogram of the construction of calibration curve.

A. Conc. of theophylline = 20.0 $\mu\text{g/ml}$

B. Conc. of theophylline = 140.0 $\mu\text{g/ml}$

Appendix B

Percentage of Drug Release , Release Rate Release Rate Against Amount and Reciprocal of Amount

Table 26 Amount percent of theophylline release from uncoated granules in phosphate buffer pH 6.6.

Time (minutes)	% Drug release			Mean*	SD.	Log % drug remained
	1	2	3			
0	0.00	0.00	0.00	0.00	0.00	2.00
5	35.27	35.22	27.58	32.69	4.42	1.83
10	82.00	79.91	72.59	78.17	4.94	1.34
15	98.05	100.05	96.33	98.15	1.86	0.27
20	100.22	100.60	99.98	100.27	0.32	-
30	100.33	100.94	100.45	100.57	0.32	-
40	100.42	101.05	100.44	100.64	0.36	-
50	100.50	101.36	100.34	100.74	0.55	-
60	100.52	100.94	100.29	100.58	0.33	-

* Mean of three determinations (%)

Table 27 Amount percent of theophylline release from Theo-24® in phosphate buffer pH 6.6.

Time (hours)	% Drug release			Mean*	SD.	Log % drug remained
	1	2	3			
0	0.00	0.00	0.00	0.00	0.00	2.00
0.5	3.81	3.88	3.58	3.75	0.15	1.98
1	8.19	8.31	7.75	8.08	0.29	1.96
2	17.60	18.11	16.94	17.55	0.59	1.92
4	36.62	36.48	37.84	36.98	0.75	1.80
6	49.17	50.48	48.29	49.31	1.10	1.70
8	61.83	64.02	63.13	62.99	1.10	1.57
10	71.14	73.79	73.53	72.82	1.46	1.43
12	77.92	78.86	80.12	78.97	1.11	1.32
16	84.77	85.71	87.86	86.11	1.59	1.14
20	85.58	87.19	90.45	87.74	2.48	1.09
24	88.57	89.76	93.27	90.53	2.44	0.98

* Mean of three determinations (%)

Table 28 Amount percent of theophylline release from top-spray Eudragit®NE 30D lot A coated granules in phosphate buffer pH 6.6.

Percent coated	Time (hours)	% Drug release			Mean*	SD.	Log % drug remained
		1	2	3			
1.55	0	0.00	0.00	0.00	0.00	0.00	2.00
	0.5	7.83	8.01	7.38	7.74	0.32	1.97
	1	24.11	25.32	22.52	23.99	1.41	1.88
	2	56.32	58.83	56.79	57.32	1.33	1.63
	4	83.20	85.31	85.66	84.72	1.33	1.18
	6	95.22	97.96	97.78	96.99	1.53	0.48
	8	98.77	99.79	99.61	99.39	0.55	-0.21
	10	99.07	100.33	100.37	99.92	0.73	-1.10
	12	100.46	101.73	102.20	101.46	0.90	-
	16	102.95	102.91	103.18	103.01	0.14	-
	20	103.05	102.80	103.93	103.26	0.59	-
24	102.49	104.20	104.26	103.65	1.00	-	
4.66	0	0.00	0.00	0.00	0.00	0.00	2.00
	0.5	2.63	2.69	2.66	2.66	0.03	1.99
	1	6.90	6.94	6.59	6.81	0.20	1.97
	2	20.47	19.97	20.23	20.22	0.25	1.90
	4	43.74	45.08	44.64	44.49	0.68	1.74
	6	61.62	62.56	61.54	61.90	0.57	1.58
	8	73.02	75.27	74.61	74.30	1.16	1.41
	10	82.42	85.80	86.64	84.95	2.23	1.18
	12	91.04	92.50	91.84	91.79	0.73	0.91
	16	96.05	96.22	95.33	95.87	0.47	0.62
	20	99.58	99.54	98.42	99.18	0.66	-0.09
24	100.75	100.49	99.58	100.27	0.61	-	
5.40	0	0.00	0.00	0.00	0.00	0.00	2.00
	0.5	1.95	1.73	1.66	1.78	0.15	1.99
	1	4.11	4.14	3.90	4.05	0.13	1.98
	2	11.08	11.65	11.09	11.28	0.32	1.95
	4	25.05	26.05	27.16	26.09	1.06	1.87
	6	40.85	42.21	42.02	41.70	0.74	1.77
	8	57.01	55.67	54.54	55.74	1.24	1.65
	10	67.49	66.69	65.50	66.56	1.00	1.52
	12	76.67	75.34	74.67	75.56	1.02	1.39
	16	87.82	87.73	87.31	87.62	0.27	1.09
	20	94.22	93.32	93.51	93.68	0.48	0.80
24	97.11	96.98	96.99	97.02	0.07	0.47	

* Mean of three determinations (%)

Table 28 Amount percent of theophylline release from top-spray Eudragit®NE 30D lot A coated granules in phosphate buffer pH 6.6 (cont.).

Percent coated	Time (hours)	% Drug release			Mean*	SD.	Log % drug remained
		1	2	3			
8.75	0	0.00	0.00	0.00	0.00	0.00	2.00
	0.5	1.00	1.01	1.06	1.02	0.03	2.00
	1	1.78	1.77	1.83	1.79	0.03	1.99
	2	4.43	4.11	4.54	4.36	0.22	1.98
	4	10.99	9.80	11.53	10.78	0.89	1.95
	6	18.60	16.74	19.23	18.19	1.29	1.91
	8	25.29	23.48	26.89	25.22	1.71	1.87
	10	33.15	31.49	35.13	33.26	1.82	1.82
	12	41.28	39.69	43.45	41.47	1.89	1.77
	16	57.40	55.64	59.22	57.42	1.79	1.63
	20	71.58	71.95	73.55	72.36	1.05	1.44
	24	88.29	87.20	88.41	87.97	0.67	1.08
	10.83	0	0.00	0.00	0.00	0.00	0.00
0.5		1.34	1.30	1.72	1.45	0.23	1.99
1		1.43	1.90	1.59	1.64	0.24	1.99
2		3.85	4.38	4.50	4.24	0.34	1.98
4		9.82	10.19	11.03	10.35	0.62	1.95
6		17.05	16.65	17.91	17.21	0.65	1.92
8		24.30	24.06	25.26	24.54	0.63	1.88
10		31.72	31.17	32.88	31.92	0.87	1.83
12		38.88	37.90	39.35	38.71	0.74	1.79
16		52.66	51.12	52.16	51.98	0.79	1.68
20		65.75	63.91	64.12	64.59	1.01	1.55
24		80.07	75.42	73.82	76.44	3.25	1.37
13.25		0	0.00	0.00	0.00	0.00	0.00
	0.5	1.36	1.41	1.32	1.36	0.05	1.99
	1	1.43	1.60	1.43	1.49	0.09	1.99
	2	1.49	1.75	1.54	1.60	0.14	1.99
	4	3.65	4.26	3.77	3.90	0.32	1.98
	6	6.15	7.49	6.49	6.71	0.70	1.97
	8	9.25	11.11	9.84	10.06	0.95	1.95
	10	12.76	14.64	13.47	13.62	0.95	1.94
	12	16.25	18.10	17.06	17.14	0.93	1.92
	16	23.75	25.29	24.84	24.62	0.79	1.88
	20	31.94	32.97	33.97	32.96	1.01	1.83
	24	40.09	39.92	40.54	40.18	0.32	1.78

* Mean of three determinations (%)

Table 29 Amount percent of theophylline release from top-spray Eudragit[®] NE 30D lot B coated granules in phosphate buffer pH 6.6.

Percent coated	Time (hours)	% Drug release			Mean	SD.	Log % drug remained
		1	2	3			
4.28	0	0.00	0.00	0.00	0.00	0.00	2.00
	0.5	15.36	14.69	14.55	14.87	0.43	1.93
	1	34.49	33.78	32.72	33.66	0.89	1.82
	2	73.94	74.69	69.10	72.58	3.04	1.44
	4	93.58	98.86	90.63	94.36	4.17	0.75
	6	100.15	99.40	97.60	99.05	1.31	-0.02
	8	101.13	100.81	99.65	100.53	0.78	-
	10	101.90	101.57	100.39	101.29	0.79	-
	12	102.01	102.76	101.58	102.11	0.60	-
	16	102.76	103.52	102.54	102.94	0.51	-
	20	103.29	104.06	103.07	103.47	0.52	-
24	103.82	104.59	103.39	103.93	0.61	-	
7.18	0	0.00	0.00	0.00	0.00	0.00	2.00
	0.5	6.76	6.14	6.17	6.36	0.35	1.97
	1	14.50	13.30	13.47	13.75	0.65	1.94
	2	38.32	36.34	36.11	36.92	1.21	1.80
	4	86.71	85.56	83.97	85.41	1.37	1.16
	6	99.81	98.89	99.04	99.25	0.49	-0.12
	8	100.79	99.65	99.80	100.80	0.62	-
	10	102.21	99.09	102.30	101.20	1.83	-
	12	103.20	100.27	103.51	102.33	1.79	-
	16	104.40	101.22	104.29	103.30	1.80	-
	20	104.96	101.97	104.62	103.85	1.64	-
24	103.32	102.48	105.38	103.73	1.49	-	
7.85	0	0.00	0.00	0.00	0.00	0.00	2.00
	0.5	5.28	5.22	5.37	5.29	0.08	1.98
	1	13.25	13.43	13.05	13.24	0.19	1.94
	2	32.85	31.09	30.99	31.64	1.05	1.83
	4	73.68	67.37	69.80	70.28	3.18	1.47
	6	93.14	90.83	91.85	91.94	1.15	0.91
	8	101.24	99.98	100.17	100.46	0.68	-
	10	102.02	100.96	100.93	101.30	0.62	-
	12	102.57	101.29	102.35	102.07	0.68	-
	16	103.12	101.61	102.46	102.40	0.76	-
	20	103.44	102.36	102.56	102.79	0.58	-
24	103.98	102.45	102.65	103.03	0.83	-	
8.75	0	0.00	0.00	0.00	0.00	0.00	2.00
	0.5	5.00	4.61	4.80	4.80	0.19	1.98
	1	10.00	10.00	9.96	9.99	0.03	1.95
	2	24.62	23.52	23.59	23.91	0.61	1.88
	4	64.95	62.32	60.54	62.60	2.22	1.57
	6	90.36	86.17	86.35	87.62	2.37	1.09
	8	96.34	94.10	94.72	95.05	1.16	0.69
	10	100.38	99.00	100.29	99.89	0.77	-0.96
	12	101.79	100.18	103.04	101.67	1.43	-
	16	102.55	100.93	104.25	102.58	1.66	-
	20	103.75	101.45	104.14	103.11	1.45	-
24	104.07	102.41	104.68	103.72	1.18	-	

* Mean of three determinations (%)

Table 29 Amount percent of theophylline release from top-spray Eudragit[®] NE 30D lot B coated granules in phosphate buffer pH 6.6 (cont.).

Percent coated	Time (hours)	% Drug release			Mean	SD.	Log % drug remained
		1	2	3			
10.60	0	0.00	0.00	0.00	0.00	0.00	2.00
	0.5	2.93	3.15	3.23	3.10	0.15	1.99
	1	6.38	6.17	6.41	6.32	0.13	1.97
	2	16.52	15.83	16.54	16.29	0.40	1.92
	4	42.14	40.32	44.96	42.48	2.34	1.76
	6	75.05	70.60	72.53	72.73	1.23	1.44
	8	91.68	89.88	91.85	91.14	1.09	0.95
	10	99.96	97.21	100.41	99.19	1.73	-0.09
	12	101.80	99.90	102.47	101.39	1.34	-
	16	102.57	101.08	103.46	102.37	1.20	-
	20	103.12	101.61	103.80	102.85	1.12	-
24	104.09	102.14	105.00	103.75	1.46	-	
13.51	0	0.00	0.00	0.00	0.00	0.00	2.00
	0.5	2.30	2.39	2.42	2.37	0.06	1.99
	1	5.04	5.26	5.34	5.21	0.16	1.98
	2	12.89	12.04	12.04	12.32	0.49	1.94
	4	28.60	29.96	29.53	29.36	0.69	1.85
	6	49.56	47.63	46.65	47.95	1.48	1.72
	8	68.38	67.42	66.50	67.53	0.95	1.51
	10	85.61	81.48	80.41	82.50	2.75	1.24
	12	95.60	92.74	91.64	93.33	2.04	0.82
	16	99.36	100.19	99.49	99.68	0.44	-0.49
	20	99.88	101.37	100.45	100.57	0.75	-
24	100.40	101.91	100.98	101.10	0.76	-	
21.20	0	0.00	0.00	0.00	0.00	0.00	2.00
	0.5	1.71	1.81	1.69	1.74	0.06	1.99
	1	4.34	4.21	4.15	4.23	0.10	1.98
	2	10.40	10.31	10.20	10.30	0.10	1.95
	4	24.79	23.75	23.51	24.02	0.68	1.88
	6	39.80	38.97	38.60	39.12	0.62	1.78
	8	59.68	57.44	56.46	57.86	1.65	1.62
	10	78.73	78.63	77.46	78.27	0.71	1.34
	12	96.23	98.28	96.92	97.15	1.05	0.45
	16	102.38	102.5	104.18	103.02	1.01	-
	20	103.37	103.28	104.97	103.88	0.95	-
24	104.15	103.84	105.77	104.58	1.04	-	

* Mean of three determinations (%)

Table 30 Amount percent of theophylline release from bottom-spray Eudragit® NE 30D lot B coated granules in phosphate buffer pH 6.6.

Percent coated	Time (hours)	% Drug release			Mean	SD.	Log % drug remained
		1	2	3			
4.16	0	0.00	0.00	0.00	0.00	0.00	2.00
	0.5	22.40	21.28	19.87	21.18	1.27	1.90
	1	46.75	44.54	40.40	43.90	3.22	1.75
	2	81.13	78.05	76.37	78.52	2.42	1.33
	4	98.35	98.40	96.61	97.79	1.02	0.34
	6	102.18	99.98	99.81	100.66	1.32	-
	8	104.40	102.39	101.19	102.66	1.62	-
	10	104.19	103.18	102.79	103.38	0.72	-
6.61	0	0.00	0.00	0.00	0.00	0.00	2.00
	0.5	13.32	13.79	13.94	13.68	0.33	1.94
	1	26.76	27.72	28.01	27.50	0.66	1.86
	2	49.02	48.88	50.41	49.44	0.85	1.70
	4	78.80	80.15	80.82	79.92	1.03	1.30
	6	95.20	95.57	95.59	95.45	0.22	0.66
	8	100.26	101.53	101.33	101.04	0.68	-
	10	101.46	102.73	102.76	102.32	0.74	-
7.97	0	0.00	0.00	0.00	0.00	0.00	2.00
	0.5	12.45	10.14	9.38	10.65	1.60	1.95
	1	25.02	20.37	18.85	21.41	3.21	1.90
	2	45.95	41.70	37.89	41.85	4.03	1.76
	4	76.90	74.41	68.50	73.27	1.32	1.43
	6	92.74	90.54	87.16	90.15	2.81	0.99
	8	98.83	98.58	96.48	97.96	1.29	0.31
	10	100.22	100.84	98.50	99.85	1.21	-0.82
8.78	0	0.00	0.00	0.00	0.00	0.00	2.00
	0.5	7.10	7.55	6.45	7.03	0.55	1.97
	1	16.13	17.29	14.55	15.99	1.38	1.92
	2	35.20	39.68	31.04	35.30	4.32	1.81
	4	68.65	71.79	65.16	68.53	3.31	1.50
	6	89.88	90.29	88.28	89.48	1.06	1.02
	8	100.18	99.75	100.71	100.21	0.48	-
	10	101.16	100.51	101.27	100.98	0.41	-
11.49	0	0.00	0.00	0.00	0.00	0.00	2.00
	0.5	5.44	5.76	5.50	5.57	0.17	1.98
	1	12.48	13.14	12.60	12.74	0.36	1.94
	2	26.27	27.89	26.23	26.80	0.95	1.86
	4	55.95	58.37	55.41	56.58	1.58	1.64
	6	82.16	82.15	81.12	81.81	0.60	1.26
	8	95.61	94.90	94.95	95.15	0.40	0.69
	10	101.64	101.57	101.84	101.68	0.14	-
	12	103.30	102.12	103.49	102.97	0.74	-

* Mean of three determinations (%)

Table 31 Amount percent of theophylline release from granules coated with 10 % Eudragit[®]NE 30D lot A using different atomizing air pressure in phosphate buffer pH 6.6.

Atomizing air pressure	Time (hours)	% Drug release			Mean*	SD.	Log % drug remained
		1	2	3			
1 bar	0	0.00	0.00	0.00	0.00	0.00	2.00
	0.5	1.34	1.30	1.72	1.45	0.23	1.99
	1	1.43	1.90	1.59	1.64	0.24	1.99
	2	3.85	4.38	4.50	4.24	0.34	1.98
	4	9.82	10.19	11.03	10.35	0.62	1.95
	6	17.05	16.65	17.91	17.21	0.65	1.92
	8	24.30	24.06	25.26	24.54	0.63	1.88
	10	31.72	31.17	32.88	31.92	0.87	1.83
	12	38.88	37.90	39.35	38.71	0.74	1.79
	16	52.66	51.12	52.16	51.98	0.79	1.68
	20	65.75	63.91	64.12	64.59	1.01	1.55
	24	80.07	75.42	73.82	76.44	3.25	1.37
	2 bar	0	0.00	0.00	0.00	0.00	0.00
0.5		1.35	1.30	1.43	1.36	0.06	1.99
1		2.94	3.22	2.84	3.00	0.19	1.99
2		5.81	6.00	5.72	5.84	0.14	1.97
4		16.02	17.02	16.52	16.52	0.50	1.92
6		24.49	26.93	25.61	25.68	1.22	1.87
8		39.27	41.73	39.77	40.26	1.30	1.78
10		52.08	54.77	51.36	52.74	1.79	1.67
12		66.62	68.73	66.40	67.25	1.29	1.52
16		84.03	86.77	85.61	85.47	1.37	1.16
20		94.14	94.28	95.12	94.51	0.53	0.74
24		96.27	96.80	98.27	97.11	1.04	0.46
3 bar		0	0.00	0.00	0.00	0.00	0.00
	0.5	4.82	4.43	4.83	4.69	0.23	1.98
	1	9.91	10.09	11.80	10.60	1.04	1.95
	2	25.64	23.41	25.40	24.82	1.22	1.88
	4	51.12	57.50	56.27	54.96	3.38	1.65
	6	74.53	76.58	76.23	75.78	1.09	1.38
	8	92.78	92.41	95.47	93.55	1.67	0.81
	10	99.99	98.09	101.19	99.76	1.56	-0.62
	12	103.36	100.79	103.48	102.54	1.52	-
	16	105.23	101.76	106.22	104.40	2.34	-
	20	105.15	102.30	105.28	104.24	1.69	-
	24	104.41	102.40	106.71	104.50	2.16	-

* Mean of three determinations (%)

Table 32 Amount percent of theophylline release from granules coated with 10% of polymer blends containing various ratios of Eudragit®NE 30D/HPMC in phosphate buffer pH 6.6.

Ratio of Eudragit®/ HPMC	Time (hours)	% Drug release			Mean	SD.	Log % drug remained
		1	2	3			
3 : 2	0	0.00	0.00	0.00	0.00	0.00	2.00
	0.5	87.39	80.88	84.92	84.40	3.29	1.19
	1	99.30	98.69	101.76	99.92	1.62	-1.10
	2	102.02	103.32	103.85	103.06	0.94	-
	4	102.15	102.62	104.22	103.00	1.08	-
	6	102.50	103.18	103.72	103.13	0.61	-
	8	102.83	102.89	103.42	103.05	0.33	-
	10	102.08	102.79	103.76	102.88	0.84	-
	12	102.40	102.04	102.58	102.34	0.27	-
	3 : 1.5	0	0.00	0.00	0.00	0.00	0.00
0.5		78.29	81.51	81.85	80.55	1.97	1.29
1		97.07	99.14	101.33	99.18	2.13	-0.09
2		98.73	102.23	103.26	101.41	2.38	-
4		101.34	103.23	104.28	102.95	1.49	-
6		100.92	104.24	103.89	103.02	1.82	-
8		100.26	105.47	105.13	103.62	2.92	-
10		100.41	105.31	105.43	103.05	4.02	-
12		100.27	104.91	106.19	103.79	3.12	-
3 : 1		0	0.00	0.00	0.00	0.00	0.00
	0.5	77.40	76.50	78.94	77.61	1.24	1.35
	1	96.06	97.86	98.05	97.32	1.10	0.43
	2	98.37	99.28	100.16	99.27	0.89	-0.14
	4	100.01	100.48	100.91	100.47	0.45	-
	6	100.08	100.33	100.31	100.24	0.14	-
	8	100.14	101.07	100.60	100.60	0.46	-
	10	100.64	100.00	99.97	100.20	0.38	-
	12	100.91	100.71	100.24	100.62	0.35	-
	3 : 0.5	0	0.00	0.00	0.00	0.00	0.00
0.5		72.57	64.05	62.40	66.34	5.46	1.53
1		96.47	96.44	93.13	95.36	1.92	0.67
2		101.33	101.55	100.60	101.16	0.50	-
4		101.67	103.64	101.37	102.23	1.23	-
6		102.02	103.34	102.14	102.50	0.73	-
8		102.56	103.90	102.91	103.12	0.69	-
10		103.54	102.27	103.89	103.24	0.85	-
12		102.36	103.02	104.44	103.27	1.06	-
12.5 : 1		0	0.00	0.00	0.00	0.00	0.00
	0.5	57.76	55.06	46.39	53.26	6.05	1.67
	1	84.92	84.70	79.00	82.87	3.36	1.23
	2	95.85	94.51	93.10	94.49	1.38	0.74
	4	97.02	96.59	94.70	96.11	1.23	0.59
	6	98.20	95.69	94.25	96.05	2.00	0.60
	8	98.23	97.54	95.85	97.21	1.22	0.45
	10	100.55	98.70	98.38	99.21	1.17	-0.10
	12	101.73	98.95	98.62	99.77	1.71	-0.64

* Mean of three determinations (%)

Table 32 Amount percent of theophylline release from granules coated with 10% of polymer blends containing various ratios of Eudragit®NE 30D/HPMC in phosphate buffer pH 6.6 (cont.).

Ratio of Eudragit®/ HPMC	Time (hours)	% Drug release			Mean	SD.	Log % drug remained
		1	2	3			
12.5 : 0.5	0	0.00	0.00	0.00	0.00	0.00	2.00
	0.5	18.78	18.96	21.50	19.75	1.52	1.90
	1	49.79	51.51	58.47	53.26	4.59	1.67
	2	82.97	81.37	88.40	84.25	3.68	1.20
	4	97.93	95.59	97.37	96.96	1.22	0.48
	6	95.85	97.68	97.40	96.99	0.97	0.48
	8	97.74	97.71	99.27	98.24	0.89	0.25
	10	100.77	98.42	98.61	99.27	1.31	-0.14
	12	101.97	98.67	98.86	99.83	1.85	-0.77
100 : 1	0	0.00	0.00	0.00	0.00	0.00	2.00
	0.5	13.51	14.33	12.74	13.53	0.80	1.94
	1	34.60	36.73	35.01	35.45	1.13	1.81
	2	73.10	75.23	75.29	74.54	1.25	1.41
	4	94.53	92.52	94.43	93.83	1.13	0.79
	6	97.98	95.94	98.79	97.57	1.47	0.39
	8	98.25	97.11	98.84	98.07	0.88	0.29
	10	99.20	96.91	99.34	98.48	1.37	0.18
	12	100.38	97.15	99.61	99.05	1.69	-0.02
100 : 0	0	0.00	0.00	0.00	0.00	0.00	2.00
	0.5	2.93	3.15	3.23	3.10	0.15	1.99
	1	6.38	6.17	6.41	6.32	0.13	1.97
	2	16.52	15.83	16.54	16.29	0.40	1.92
	4	42.14	40.32	44.96	42.48	2.34	1.76
	6	75.05	70.60	72.53	72.73	1.23	1.44
	8	91.68	89.88	91.85	91.14	1.09	0.95
	10	99.96	97.21	100.41	99.19	1.73	-0.09
	12	101.80	99.90	102.47	101.39	1.34	-

* Mean of three determinations (%)

สถาบันวิทยบริการ
จุฬาลงกรณ์มหาวิทยาลัย

Table 33 Amount percent of theophylline release from granules coated with 10 % of polymer blends containing various ratios of Eudragit®NE 30D/RL 30D in phosphate buffer pH 6.6.

Ratio of NE30D/ RL30D	Time (hours)	% Drug release			Mean*	SD.	Log % drug remained
		1	2	3			
50 : 50	0	0.00	0.00	0.00	0.00	0.00	2.00
	0.5	54.65	56.73	51.62	54.34	2.57	1.66
	1	85.95	87.98	83.91	85.95	2.04	1.15
	2	101.62	102.10	101.07	101.60	0.52	-
	4	101.96	102.24	102.08	102.09	0.14	-
	6	102.18	103.10	102.72	102.67	0.46	-
	8	102.30	103.45	103.51	103.08	0.68	-
	10	104.48	102.12	104.38	103.66	1.34	-
	12	105.69	101.76	104.27	103.91	1.99	-
80 : 20	0	0.00	0.00	0.00	0.00	0.00	2.00
	0.5	44.94	43.13	46.02	44.70	1.46	1.74
	1	77.08	74.44	77.31	76.27	1.60	1.38
	2	100.20	97.60	100.21	99.34	1.50	-0.18
	4	102.93	100.95	103.59	102.49	1.37	-
	6	103.07	100.86	103.96	102.63	1.60	-
	8	103.78	101.96	104.24	103.33	1.21	-
	10	103.68	102.71	104.79	103.73	1.04	-
	12	106.24	103.14	105.40	104.92	1.60	-
90 : 10	0	0.00	0.00	0.00	0.00	0.00	2.00
	0.5	99.74	98.09	98.01	98.61	0.98	0.14
	1	101.54	100.08	100.40	100.67	0.77	-
	2	102.34	101.68	102.80	102.28	0.57	-
	4	103.35	101.86	102.41	102.54	0.76	-
	6	103.34	100.42	104.40	102.72	2.06	-
	8	103.11	102.94	103.14	103.02	0.17	-
	10	103.28	102.94	103.14	103.12	0.17	-
	12	104.15	102.88	104.42	103.82	0.82	-
95 : 5	0	0.00	0.00	0.00	0.00	0.00	2.00
	0.5	100.31	100.40	99.97	100.22	0.23	-
	1	100.70	100.18	100.15	100.34	0.31	-
	2	100.51	101.00	99.77	100.43	0.62	-
	4	100.85	100.52	100.69	100.69	0.16	-
	6	101.47	100.96	100.72	101.05	0.39	-
	8	101.11	101.20	101.17	101.16	0.04	-
	10	102.00	103.08	103.24	102.78	0.67	-
	12	102.57	103.05	103.02	102.88	0.27	-
100 : 0	0	0.00	0.00	0.00	0.00	0.00	2.00
	0.5	2.93	3.15	3.23	3.10	0.15	1.99
	1	6.38	6.17	6.41	6.32	0.13	1.97
	2	16.52	15.83	16.54	16.29	0.40	1.92
	4	42.14	40.32	44.96	42.48	2.34	1.76
	6	75.05	70.60	72.53	72.73	1.23	1.44
	8	91.68	89.88	91.85	91.14	1.09	0.95
	10	99.96	97.21	100.41	99.19	1.73	-0.09
	12	101.80	99.90	102.47	101.39	1.34	-

* Mean of three determinations (%)

Table 34 The release rate of theophylline from uncoated granules and Theo-24® in phosphate buffer pH 6.6.

Uncoated granules		Theo-24®	
Mean time (mins)	Release rate (% / min)	Mean time (hours)	Release rate (% / hour)
2.50	6.54	0.25	7.51
7.50	9.10	0.75	8.66
12.50	4.00	1.50	9.46
17.50	0.42	3.00	9.72
25.00	0.03	5.00	6.16
35.00	0.01	7.00	6.84
45.00	0.01	9.00	4.91
55.00	-0.02	11.00	3.07
		14.00	1.79
		18.00	0.41
		22.00	0.70

Table 35 The release rate of theophylline from top-spray Eudragit®NE 30D lot A coated granules in phosphate buffer pH 6.6.

Mean time (hours)	Release rate (% / hour)					
	Percent coated					
	1.55%	4.66%	5.40%	8.75%	10.83%	13.25%
0.25	15.48	5.32	3.56	2.04	2.90	2.72
0.75	32.50	8.30	4.54	1.54	0.38	0.26
1.50	33.33	13.41	7.23	2.57	2.60	0.11
3.00	13.70	12.14	7.41	3.21	3.06	1.15
5.00	6.14	8.71	7.81	3.71	3.43	1.41
7.00	1.20	6.20	7.02	3.52	3.67	1.68
9.00	0.27	5.33	5.41	4.02	3.69	1.78
11.00	0.77	3.42	4.50	4.11	3.40	1.76
14.00	0.39	1.02	3.02	3.99	3.32	1.87
18.00	0.06	0.83	1.52	3.74	3.15	2.09
22.00	0.10	0.27	0.83	3.90	2.96	1.81

Table 36 The release rate of theophylline from top-spray Eudragit®NE 30D lot B coated granules in phosphate buffer pH 6.6.

Mean time (hours)	Release rate (% / hour)						
	Percent coated						
	4.28%	7.18%	7.85%	8.75%	10.60%	13.51%	21.20%
0.25	29.74	12.72	10.58	9.60	6.20	4.74	3.48
0.75	37.58	14.78	15.90	10.38	6.44	5.68	4.98
1.50	38.92	23.17	18.40	13.92	9.97	7.11	6.07
3.00	10.89	24.25	19.32	19.35	13.10	8.52	6.86
5.00	2.35	6.92	10.83	12.51	15.13	9.30	7.55
7.00	0.74	0.77	4.26	3.72	9.21	9.79	9.37
9.00	0.38	0.20	0.42	2.42	4.03	7.49	10.21
11.00	0.41	0.56	0.38	0.89	1.10	5.42	9.44
14.00	0.21	0.24	0.08	0.23	0.25	1.59	1.47
18.00	0.13	0.14	0.10	0.13	0.12	0.22	0.22
22.00	0.12	-0.03	0.06	0.15	0.23	0.13	0.18

Table 37 The release rate of theophylline from bottom-spray Eudragit®NE 30D lot B coated granules in phosphate buffer pH 6.6.

Mean time (hours)	Release rate (% / hour)				
	Percent coated				
	4.16 %	6.61 %	7.97 %	8.78 %	11.49 %
0.25	42.36	27.36	21.30	14.06	11.14
0.75	45.44	27.64	21.52	17.92	14.34
1.50	34.62	21.94	20.44	19.31	14.06
3.00	9.64	15.24	15.71	16.62	14.89
5.00	1.44	7.77	8.44	10.48	12.62
7.00	1.00	2.80	3.90	5.36	6.67
9.00	0.36	0.64	0.95	0.39	3.27
11.00	0.26	0.06	0.45	0.59	0.64

Table 38 The release rate of theophylline from granules coated with 10% Eudragit NE30D using different atomizing air pressure in phosphate buffer pH 6.6.

Mean time (hours)	Release rate (% / hour)		
	Atomizing air pressure (bar)		
	1	2	3
0.25	2.90	2.72	9.38
0.75	0.38	3.28	11.82
1.50	2.60	2.84	14.22
3.00	3.06	5.34	15.07
5.00	3.43	4.58	10.41
7.00	3.67	7.29	8.89
9.00	3.69	6.24	3.11
11.00	3.40	7.26	1.39
14.00	3.32	4.56	0.47
18.00	3.15	2.26	-0.04
22.00	2.96	0.65	0.07

Table 39 The release rate of theophylline from granules coated with 10% of polymer blends containing various ratios of Eudragit®NE 30D/HPMC in phosphate buffer pH 6.6.

Mean time (hours)	Release rate (% / hour)							
	Ratio of Eudragit®NE 30D : HPMC							
	3:2	3:1.5	3:1	3:0.5	12.5:1	12.5:0.5	100:1	100:0
0.25	168.80	161.10	155.22	132.68	106.52	39.50	27.06	6.20
0.75	31.04	37.26	39.42	58.04	59.22	67.02	43.84	6.44
1.50	3.08	2.23	1.95	5.80	11.62	30.99	39.09	9.97
3.00	0.03	0.77	0.60	0.54	0.81	6.36	9.65	13.10
5.00	0.03	0.03	-0.12	0.13	-0.03	0.02	1.87	15.13
7.00	-0.04	0.30	0.18	0.31	0.58	0.63	0.25	9.21
9.00	-0.09	-0.29	-0.20	0.06	1.00	0.52	0.21	4.03
11.00	-0.27	0.37	0.21	0.02	0.28	0.28	0.28	1.10

Table 40 The release rate of theophylline from granules coated with 10% of polymer blends containing various ratios of Eudragit®NE 30D/RL 30D in phosphate buffer pH 6.6.

Mean time (hours)	Release rate (% / hour)				
	Ratio of Eudragit®NE 30D : RL 30D				
	50:50	80:20	90:10	95:5	100:0
0.25	108.67	89.39	197.23	200.45	6.20
0.75	63.22	63.16	4.12	0.24	6.44
1.50	15.65	23.07	1.60	0.08	9.97
3.00	0.25	1.58	0.13	0.13	13.10
5.00	0.29	0.07	0.09	0.18	15.13
7.00	0.21	0.35	0.15	0.05	9.21
9.00	0.29	0.20	0.05	0.81	4.03
11.00	0.12	0.60	0.35	0.05	1.10

Table 41 Values of rate, amount released and the corresponding reciprocal of uncoated theophylline granules and Theo-24®.

Formulation	dQ/dt	Q	1/Q
uncoated granules	6.54	32.69	0.031
	9.10	78.17	0.013
	4.00	98.15	0.010
	0.42	100.27	0.010
	0.03	100.57	0.010
	0.01	100.64	0.010
	0.01	100.74	0.010
	-0.02	100.58	0.010
Theo-24®	7.51	3.75	0.267
	8.66	8.08	0.124
	9.46	17.55	0.057
	9.72	36.98	0.027
	6.16	49.31	0.020
	6.84	62.99	0.016
	4.91	72.82	0.014
	3.07	78.97	0.013
	1.79	86.11	0.012
	0.41	87.74	0.011
0.70	90.53	0.011	

Table 42 Values of rate, amount released and the corresponding reciprocal of top-spray Eudragit[®]NE 30D lot A coated granules.

Percent coated	dQ/dt	Q	1/Q	Percent coated	dQ/dt	Q	1/Q
1.55	15.48	7.74	0.129	8.75	2.04	1.02	0.980
	32.50	23.99	0.042		1.54	1.79	0.559
	33.33	57.32	0.017		2.57	4.36	0.229
	13.70	84.72	0.012		3.21	10.78	0.093
	6.14	96.99	0.010		3.71	18.19	0.055
	1.20	99.39	0.010		3.52	25.22	0.040
	0.27	99.92	0.010		4.02	33.26	0.030
	0.77	101.46	0.010		4.11	41.47	0.024
	0.39	103.01	0.010		3.99	57.42	0.017
	0.06	103.26	0.010		3.74	72.36	0.014
	0.10	103.65	0.010		3.90	87.97	0.011
4.66	5.32	2.66	0.376	10.83	2.90	1.45	0.690
	8.30	6.81	0.147		0.38	1.64	0.610
	13.41	20.22	0.049		2.60	4.24	0.236
	12.14	44.49	0.022		3.06	10.35	0.097
	8.71	61.90	0.016		3.43	17.21	0.058
	6.20	74.30	0.013		3.67	24.54	0.041
	5.33	84.95	0.012		3.69	31.92	0.031
	3.42	91.79	0.011		3.40	38.71	0.026
	1.02	95.87	0.010		3.32	51.98	0.019
	0.83	99.18	0.010		3.15	64.59	0.015
	0.27	100.27	0.010		2.96	76.44	0.013
5.40	3.56	1.78	0.562	13.25	2.72	1.36	0.735
	4.54	4.05	0.247		0.26	1.49	0.671
	7.23	11.28	0.089		0.11	1.60	0.625
	7.41	26.09	0.038		1.15	3.90	0.256
	7.81	41.70	0.024		1.41	6.71	0.149
	7.02	55.74	0.018		1.68	10.16	0.099
	5.41	66.56	0.015		1.78	13.62	0.073
	4.50	75.56	0.013		1.76	17.14	0.058
	3.02	87.62	0.011		1.87	24.62	0.041
	1.52	93.68	0.011		2.09	32.96	0.030
	0.83	97.02	0.010		1.81	40.18	0.025

Table 43 Values of rate, amount released and the corresponding reciprocal of top-spray Eudragit[®] NE 30D lot B coated granules.

Percent coated	dQ/dt	Q	1/Q	Percent coated	dQ/dt	Q	1/Q
4.28	29.74	14.87	0.067	10.60	6.20	3.10	0.323
	37.58	33.66	0.030		6.44	6.32	0.158
	38.92	72.58	0.014		9.97	16.29	0.061
	10.89	94.36	0.011		13.10	42.48	0.024
	2.35	99.05	0.010		15.13	72.73	0.014
	0.74	100.53	0.010		9.21	91.14	0.011
	0.38	101.29	0.010		4.03	99.19	0.010
	0.41	102.11	0.010		1.10	101.39	0.010
	0.21	102.94	0.010		0.25	102.37	0.010
	0.13	103.47	0.010		0.12	102.85	0.010
	0.12	103.93	0.010		0.23	103.75	0.010
7.18	12.72	6.36	0.157	13.51	4.74	2.37	0.422
	14.78	13.75	0.073		5.68	5.21	0.192
	23.17	36.92	0.027		7.11	12.32	0.081
	24.25	85.41	0.012		8.52	29.36	0.034
	6.92	99.25	0.010		9.30	47.95	0.021
	0.77	100.8	0.010		9.79	67.53	0.015
	0.20	101.2	0.010		7.79	82.50	0.012
	0.56	102.33	0.010		5.42	93.33	0.011
	0.24	103.3	0.010		1.59	99.68	0.010
	0.14	103.85	0.010		0.22	100.57	0.010
	-0.03	103.73	0.010		0.13	101.10	0.010
7.85	10.58	5.29	0.189	21.20	3.48	1.74	0.575
	15.90	13.24	0.076		4.98	4.23	0.236
	18.40	31.64	0.032		6.07	10.30	0.097
	19.32	70.28	0.014		6.86	24.02	0.042
	10.83	91.94	0.011		7.55	39.12	0.026
	4.26	100.46	0.010		9.37	57.86	0.017
	0.42	101.30	0.010		10.21	78.27	0.013
	0.38	102.07	0.010		9.44	97.15	0.010
	0.08	102.40	0.010		1.47	103.02	0.010
	0.10	102.79	0.010		0.22	103.88	0.010
	0.06	103.03	0.010		0.18	104.58	0.010
8.75	9.60	4.80	0.208				
	10.38	9.99	0.100				
	13.92	23.91	0.042				
	19.35	62.60	0.016				
	12.51	87.62	0.011				
	3.72	95.05	0.011				
	2.42	99.89	0.010				
	0.89	101.67	0.010				
	0.23	102.58	0.010				
	0.13	103.11	0.010				
0.15	103.72	0.010					

Table 44 Values of rate, amount released and the corresponding reciprocal of bottom-spray Eudragit®NE 30D lot B coated granules.

Percent coated	dQ/dt	Q	1/Q
4.16	42.36	21.18	0.047
	45.44	43.90	0.023
	34.62	78.52	0.013
	9.64	97.79	0.010
	1.44	100.66	0.010
	1.00	102.66	0.010
	0.36	103.38	0.010
	0.26	103.90	0.010
6.61	27.36	13.68	0.073
	27.64	27.50	0.036
	21.94	49.44	0.020
	15.24	79.92	0.013
	7.77	95.45	0.010
	2.80	101.04	0.010
	0.64	102.32	0.010
	0.06	102.43	0.010
7.97	21.30	10.65	0.094
	21.52	21.41	0.047
	20.44	41.85	0.024
	15.71	73.27	0.014
	8.44	90.15	0.011
	3.90	97.96	0.010
	0.95	99.85	0.010
	0.45	100.75	0.010
8.78	14.06	7.03	0.142
	17.92	15.99	0.063
	19.31	35.30	0.028
	16.62	68.53	0.015
	10.48	89.48	0.011
	5.36	100.21	0.010
	0.39	100.98	0.010
	0.59	102.17	0.010
11.49	11.14	5.57	0.180
	14.34	12.74	0.078
	14.06	26.80	0.037
	14.89	56.58	0.018
	12.62	81.81	0.012
	6.67	95.15	0.011
	3.27	101.68	0.010
	0.64	102.97	0.010

Table 45 Values of rate, amount released and the corresponding reciprocal of granules coated with 10 % Eudragit[®]NE 30D using different atomizing air pressure.

atomizing air pressure	dQ/dt	Q	1/Q	atomizing air pressure	dQ/dt	Q	1/Q
1 bar	2.90	1.45	0.690	3 bar	9.38	4.69	0.213
	0.38	1.64	0.610		11.82	10.60	0.094
	2.60	4.24	0.236		14.22	24.82	0.040
	3.06	10.35	0.097		15.07	54.96	0.018
	3.43	17.21	0.058		10.41	75.78	0.013
	3.67	24.54	0.041		8.89	93.55	0.011
	3.69	31.92	0.031		3.11	99.76	0.010
	3.40	38.71	0.026		1.39	102.54	0.010
	3.32	51.98	0.019		0.47	104.40	0.010
	3.15	64.59	0.015		-0.04	104.24	0.010
	2.96	76.44	0.013		0.07	104.50	0.010
2 bar	2.72	1.36	0.735				
	3.28	3.00	0.333				
	2.84	5.84	0.171				
	5.34	16.52	0.061				
	4.58	25.68	0.039				
	7.29	40.26	0.025				
	6.24	52.74	0.019				
	7.26	67.25	0.015				
	4.56	85.47	0.012				
	2.26	94.51	0.011				
	0.65	97.11	0.010				

Table 46 Values of rate, amount released and the corresponding reciprocal of granules coated with 10 % of polymer blends containing various ratios of Eudragit[®]NE 30D/RL 30D.

ratio	dQ/dt	Q	1/Q	ratio	dQ/dt	Q	1/Q
50 : 50	108.67	54.34	0.018	90 : 10	98.61	98.61	0.010
	63.22	85.95	0.012		100.67	100.67	0.010
	15.65	101.60	0.010		102.28	102.28	0.010
	0.25	102.09	0.010		102.54	102.54	0.010
	0.29	102.67	0.010		102.72	102.72	0.010
	0.21	103.08	0.010		103.02	103.02	0.010
	0.29	103.66	0.010		103.12	103.12	0.010
	0.12	103.91	0.010		103.82	103.82	0.010
	80 : 20	89.39	44.70		0.022	95 : 5	100.22
63.16		76.27	0.013	100.34	100.34		0.010
23.07		99.34	0.010	100.43	100.43		0.010
1.58		102.49	0.010	100.69	100.69		0.010
0.07		102.63	0.010	101.05	101.05		0.010
0.35		103.33	0.010	101.16	101.16		0.010
0.20		103.73	0.010	102.78	102.78		0.010
0.60		104.92	0.010	102.88	102.88		0.010

Table 47 Values of rate, amount released and the corresponding reciprocal of granules coated with 10 % of polymer blends containing various ratios of Eudragit®NE 30D/HPMC.

ratio	dQ/dt	Q	1/Q	ratio	dQ/dt	Q	1/Q
3 : 2	168.80	84.40	0.012	12.5 : 1	106.52	53.26	0.019
	31.04	99.92	0.010		59.22	82.87	0.012
	3.08	103.00	0.010		11.62	94.49	0.011
	0.03	103.06	0.010		0.81	96.11	0.010
	0.03	103.13	0.010		-0.03	96.05	0.010
	-0.04	103.05	0.010		0.58	97.21	0.010
	-0.09	102.88	0.010		1.00	99.21	0.010
	-0.27	102.34	0.010		0.28	99.77	0.010
3 : 1.5	161.10	80.55	0.012	12.5 : 0.5	39.50	19.75	0.051
	37.26	99.18	0.010		67.02	53.26	0.019
	2.23	101.41	0.010		30.99	84.25	0.012
	0.77	102.95	0.010		6.36	96.96	0.010
	0.03	103.02	0.010		0.02	96.99	0.010
	0.30	103.62	0.010		0.63	98.24	0.010
	-0.29	103.05	0.010		0.52	99.27	0.010
	0.37	103.79	0.010		0.28	99.83	0.010
3 : 1	155.22	77.61	0.013	100 : 1	27.06	0.074	0.074
	39.42	97.32	0.010		43.84	0.028	0.028
	1.95	99.27	0.010		39.09	0.013	0.013
	0.60	100.47	0.010		9.65	0.011	0.010
	-0.12	100.24	0.010		1.87	0.010	0.010
	0.18	100.60	0.010		0.25	0.010	0.010
	-0.20	100.20	0.010		0.21	0.010	0.010
	-0.21	100.62	0.010		0.28	0.010	0.010
3 : 0.5	132.68	66.34	0.015				
	58.04	95.36	0.010				
	5.80	101.16	0.010				
	0.54	102.23	0.010				
	0.13	102.50	0.010				
	0.31	103.12	0.010				
	0.06	103.24	0.010				
	0.02	103.27	0.010				

Table 48 The release rate of theophylline in a period of constant release rate from top-spray Eudragit®NE 30D lot B coated granules in phosphate buffer pH 6.6.

Percent coated	Release rate (% / hour)
4.28	24.05
7.18	18.01
7.85	16.15
8.75	13.12
10.60	12.01
13.51	8.23
21.20	8.11

Table 49 Comparison of the release rate of theophylline in a period of constant release rate from top-spray Eudragit[®] NE 30D lot B coated granules between that calculated from the equation 8 and that from the dissolution test in phosphate buffer pH 6.6.

Percent coated	Release rate (% / hour)	
	from the equation 8	from the dissolution test
6.08	19.72	18.06
7.22	17.25	17.39
7.53	16.62	16.44

Table 50 Comparison of the percent of theophylline release in a period of constant release rate from top-spray Eudragit[®] NE 30D lot B coated granules between that calculated from the equation 8 and that from the dissolution test in phosphate buffer pH 6.6.

Percent coated	Time (hours)	Amount percent of theophylline release					
		From calculation	From the dissolution test				
			1	2	3	Mean	SD.
6.08	0	0.00	0.00	0.00	0.00	0.00	0.00
	0.5	9.86	11.03	10.27	9.78	10.36	0.63
	1	19.72	20.27	20.34	20.85	20.48	0.32
	2	39.45	46.07	45.99	46.14	46.07	0.07
	4	78.90	93.15	94.96	91.35	93.15	1.81
	6	118.34	101.63	102.15	98.30	100.69	2.09
7.22	0	0.00	0.00	0.00	0.00	0.00	0.00
	0.5	8.63	10.48	9.41	7.89	9.26	1.30
	1	17.25	21.75	20.01	18.98	20.25	1.40
	2	34.50	50.47	46.54	44.59	47.20	3.00
	4	69.01	83.24	81.98	80.20	81.81	1.53
	6	103.51	102.80	100.10	99.05	100.65	1.93
7.53	0	0.00	0.00	0.00	0.00	0.00	0.00
	0.5	8.31	4.81	4.84	5.17	4.94	0.20
	1	16.63	12.84	12.54	13.20	12.86	0.33
	2	33.25	31.50	31.30	32.91	31.90	0.88
	4	66.50	69.05	69.08	73.30	70.48	2.45
	6	99.75	93.63	92.17	95.25	93.68	1.54

Appendix C

Data in Statistical Processes

Table 51 The t-values of percentage drug release between granules coated with Eudragit®NE 30D lot A and lot B using top-spray method.
(degree of freedom = 22 , data from Tables 28-29)

Eudragit®NE 30D lot A coated granules	Eudragit®NE 30D lot B coated granules	t-value*	Results**
4.66 %	4.28 %	-1.28	NS
8.75 %	8.75 %	-2.39	S
10.83 %	10.60 %	-2.33	S

* If $\alpha = 0.05$ and degree of freedom = 22 then critical values of t are ± 2.074

** S = Significance , NS = Non-significance

Table 52 The t-values of percentage drug release between top-spray and bottom-spray Eudragit®NE 30D lot B coated granules.
(degree of freedom = 16 , data from Tables 29-30)

Top-spray coated granules	Bottom-spray coated granules	t-value*	Results**
4.28 %	4.16 %	-0.19	NS
7.85 %	7.97 %	-0.11	NS
8.75 %	8.78 %	-0.18	NS

* If $\alpha = 0.05$ and degree of freedom = 16 then critical values of t are ± 2.120 .

** S = Significance , NS = Non-significance

Table 53 The t-values of percentage drug release between selected top-spray Eudragit®NE 30D coated granules and Theo-24®.
(degree of freedom = 22 , data from Tables 27-29)

Product I	Product II	t-value*	Results**
4.66 % Eudragit®NE 30D lot A coated granules	Theo-24®	-0.49	NS
4.66 % Eudragit®NE 30D lot A coated granules	Theo-24®	-0.27	NS

* If $\alpha = 0.05$ and degree of freedom = 22 then critical values of t are ± 2.074

** S = Significance , NS = Non-significance

Table 54 The t-values of percent of theophylline release in a period of constant release rate from top-spray Eudragit®NE 30D lot B coated granules between that calculated from the equation 8 and that from the dissolution test in phosphate buffer pH 6.6.
(degree of freedom = 10 , data from Table 50)

Products	t-value*	Results**
6.08 % coated granules	-0.19	NS
7.22 % coated granules	-0.11	NS
7.53 % coated granules	-0.18	NS

* If $\alpha = 0.05$ and degree of freedom = 10 then critical values of t are ± 2.228

** S = Significance , NS = Non-significance



VITAE

Miss Uraiwan Petcharunpaisan was born on March 16, 1971. She got her degree in Bachelor of Science in Pharmacy in 1993 from Faculty of Pharmaceutical Science, Chulalongkorn University, Bangkok, Thailand.



สถาบันวิทยบริการ
จุฬาลงกรณ์มหาวิทยาลัย