

REFERENCES

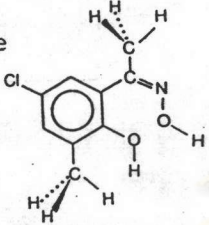
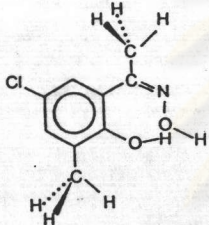
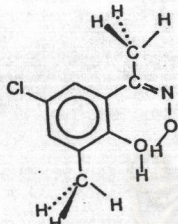
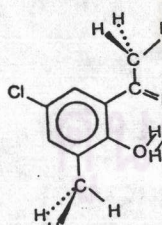
1. Brady, O.L. and Frederick, P.D., "Isomerism of the Oximes. VII. 5-Bromovanillin Oxime, 5-Nitrovanillin Oxime and 6-Nitropiperonal Oxime" J.Chem.Soc. 107(1915) : 1858-1862.
2. Hamilton, W.C. "Neutron Diffraction Refinement of the Crystal Structure of Dimethylglyoxime" Acta Crystallog. 14(1961): 95
3. Vogel, A.I. in A Text Book of Practical Organic Chemistry, 3rd ed., pp 345, 721, Longmans, London, 1973.
4. Hantzsch, A. and Werner, A., Chem.Ber. 23 (1890) : 1
5. Gould, E.S. in Mechanism and Structure in Organic Chemistry, pp. 618-621, Holt, Rinehart and Winston, U.S.A., 1966.
6. Fries, J. and Getrost, H. in Organic Reagent for Trace Analysis, pp. 60, 143, 150, 197, 202, 222, 236, 258, 270, 272, 296, 297, 298, 382, E. Merck Daemstadt, 1977.
7. Singh, R.B., Garg, B.S. and Singh, R.P., "Oximes as Spectrophotometric Reagents" Talanta 26 (1979) : 425-426.
8. Talwar, U.B. and Haldar, B.C., "Spectrophotometric Determination of Palladium (II) with Isonitroso Acetophenone" Anal. Chim. Acta 39 (1967) : 264-267.
9. Talwar, U.B. and Haldar, B.C., "Rapid Extraction and Spectrophotometric Determination of Ni (II) with Isonitroso Acetophenone" Anal. Chim. Acta 51 (1970) : 53-59.
10. Talwar, U.B. and Haldar, B.C., "Isonitroso Acetyl Acetone and Isonitroso Acetophenone as Extractants and Spectrophotometric Reagents for Iron (II)" J.Indian Chem. Soc. 49 (1972) : 785-792.

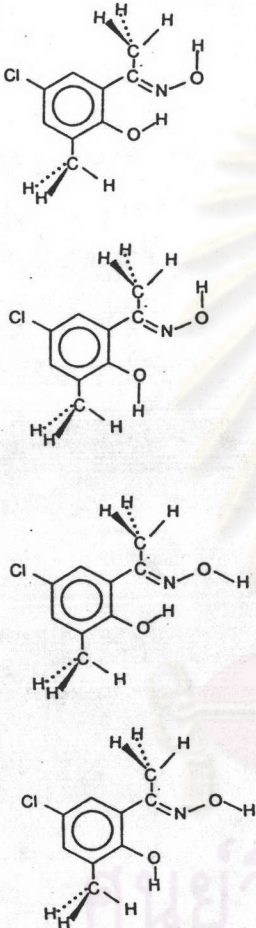
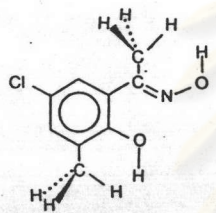
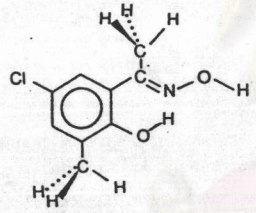
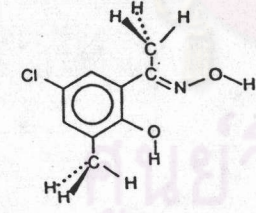
11. Podder, S.N. "O-Hydroxy Acetophenone Oxime as a Colorimetric Reagent. Spectrophotometric Determination of Fe (III)" Indian J. Chem. 1 (1963) : 496-497.
12. Poddar, S.N. "Gravimetric Estimation of V with O-Hydroxy Acetophenone Oxime" J. Indian Chem. Soc. 40 (1963) : 706.
13. Chowdary, G.S. and Appalaraju, N., "Reinvestigation of Iron-Resacetophenone Oxime Complex. Improved Procedure for the Spectrophotometric Determination of Iron (III)" Curr. Sci. 44 (1975) : 343-344.
14. Patel, B.M., Gaswami, S.D. and Patel, B., "2,4-Dihydroxy Acetophenone, 2,4-Dihydroxy Acetophenone Oxime and 2,4-Dihydroxy Acetophenone Anil as Indicators for the Direct EDTA Titration of Ferric Ions" Acta Cienc. Indica, [Ser.] Chem. 6 (1980) : 78-79.
15. Saksena, R.N. and Pandey, K.K., "Metal Complexes of 2-Hydroxy-4-Methyl-5-Chloro Acetophenone Oxime" J. Indian Chem. Soc. 49 (1972) : 779-783.
16. Lal, Keemti and Gupta, S.P., "Physico-Chemical Studies on Vanadium (V) Complexes of 3,5-Dichloro-2-Hydroxy Acetophenone Oxime and 5-Chloro-2-Hydroxy-4-Methyl Acetophenone Oxime" Chem. Era 12 (1976) : 414-417.
17. _____, Singh, Jai and Gupta, S.P., "Spectrophotometric and Gravimetric Determination of Vanadium (V) with 5-Chloro-2-Hydroxy-4-Methyl Acetophenone Oxime" Chim. Acta. Turc. 6 (1978) : 11-16.

18. Singh, Kepal, Kansal, B.D., Dja, A.C. and Singh, Hambir,
"Separation and Determination of Palladium (II) and
Nickel (II) Using 2-Hydroxy-4-Methyl-5-Chloro Aceto-
phenone Oxime" Cur. Sci. 48 (1979) : 579-580.
19. Lal, Keemti and Gupta, S.P., "Spectrophotometric Studies on
Palladium (II) -5-Chloro-2-Hydroxy-4-Methyl Acetophenone
Oxime Complex" Curr. Sci. 45 (1976) : 722-723.
20. Saksena, R.N. and Pandey, K.K., "2-Hydroxy-4-Methyl-5-Chloro
Acetophenone Oxime as a Gravimetric Reagent for Copper
and Nickel" Indian J. Appl. Chem. 35 (1972) : 63-64.
21. Gupta, S.P. and Lal, Keemti, "Spectrophotometric and Potentiometric
Studies on Copper (II) and Nickel (II) complexes with
5-Chloro-2-Hydroxy-4-Methyl Acetophenone Oxime" Acta
Cienc. Indica 2 (1976) : 119-122.
22. Lal, Keemti and Gupta, S.P., "Spectrophotometric Studies of
2-Hydroxy-4-Methyl-5-Chloro Acetophenone Oxime Complex
with Bivalent Cobalt" J. Sci. Res. 6 (1975) : 8-12.
23. _____ and Gupta, S.P., "Disubstituted o-Hydroxy Acetophenones
and Their Oximes as an Indicator for Iron (III)" Sci. Cult
43 (1977) : 127.
24. Job, P. "Application of the Spectrographic and Spectrophotometric
Method to the Study of the Hydrolysis of Some Alkaline
Salts" Compt. rend. 186 (1928) : 1546-1548.
25. Vorburgh, W.C. and Cooper, G.R., "The Identification of Complex
Ions in Solution by Spectrophotometric Measurements"
J. Am. Chem. Soc. 63 (1941) : 437-442.

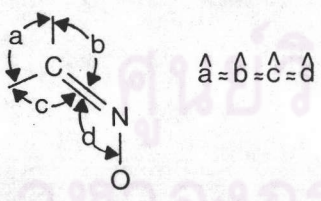
26. Yoe, J.H. and Jones, A.L., "Colorimetric Determination of Fe with Disodium 1,2-Dihydroxy Benzene-3,5-Disulfonate" Ind. Eng. Chem., Anal. Ed." 16 (1944) : 111.
27. Harvey, A.E. and Manning, D.L., "Spectrophotometric Methods of Establishing Empirical Formulas of Colored Complexes in Solution" J. Am. Chem. Soc. 72 (1950) : 4488-4493.
28. Prichard, W.W. Hydroquinone Diacetate in Organic Synthesis (Horning, E.C., ed) Vol 3 pp. 452-453. John Wiley & Sons, Inc., London, 1955.
29. Amin, G.C. and Shah, N.M. 2,5-Dihydroxy Acetophenone in Organic Synthesis (Horning, E.C., ed) Vol 3 pp. 280-281. John Wiley & Sons, Inc., London, 1955.
30. Feigl, Fritz in Spot Tests in Organic Analysis, pp. 234-242, Elsevier Publishing Company, Japan, 1960.
31. Pouchert, C.J. in The Aldrich Library of Infrared Spectra, 2nd ed., pp. 746,749 - 751, 908,909, 1243,1246, Aldrich Chemical Company Inc., Wisconsin, 1975.
32. Stout, G.H. and Jensen, L.H., in X-Ray Structure Determination, pp. 303, Macmillan Company Collier-Macmillan, London, 1968.
33. Clark, G.L. in Applied X-Rays, pp. 588, McGraw-Hill, New York, 1955.

APPENDIX

Isomerism, Conformation	Total Energy (A.U.)	Binding Energy (A.U.)	Dipole Moment (D)
<p data-bbox="279 560 710 593">Anti-Isomerism of Acetophe -noxime</p>    	<p data-bbox="742 660 861 694">35.5015</p> <p data-bbox="742 907 861 940">38.6988</p> <p data-bbox="742 1176 861 1209">38.4535</p> <p data-bbox="742 1444 861 1478">41.4916</p>	<p data-bbox="981 660 1117 694">160.6611</p> <p data-bbox="981 907 1117 940">163.8584</p> <p data-bbox="981 1176 1117 1209">163.6122</p> <p data-bbox="981 1444 1117 1478">166.6512</p>	<p data-bbox="1220 660 1356 694">661.7124</p> <p data-bbox="1220 907 1356 940">668.4553</p> <p data-bbox="1220 1176 1356 1209">652.6269</p> <p data-bbox="1220 1444 1356 1478">658.7766</p>

Isomerism, Conformation	Total Energy (A.U.)	Binding Energy (A.U.)	Dipole Moment (D)
<p data-bbox="284 504 710 600">Syn-Isomerism of Acetophenoxime</p> 	-135.9875	-10.8277	1.5075
	-136.2788	-11.1190	2.1808
	-134.9836	-10.4625	5.9800
	-138.2790	-11.1192	2.2291

Under the assumption of these approximate bond lengths and bond angles (32, 33) :

aliphatic C - aromatic C	1.470 $^{\circ}$ A
aromatic C - aromatic C	1.410 $^{\circ}$ A
aromatic C - Cl	1.860 $^{\circ}$ A
aromatic C - O	1.395 $^{\circ}$ A
carbonyl C - aliphatic C	1.395 $^{\circ}$ A
C = N	1.270 $^{\circ}$ A
N - O	1.380 $^{\circ}$ A
O - H (oxime)	0.960 $^{\circ}$ A
O - H (phenol)	0.960 $^{\circ}$ A
aromatic C - H	1.060 $^{\circ}$ A
aliphatic C - H	1.090 $^{\circ}$ A
aromatic ring	120 $^{\circ}$
methyl group	109.5 $^{\circ}$
 <p>$\hat{a} = \hat{b} = \hat{c} = \hat{d}$</p>	120 $^{\circ}$
aromatic C-O-H	105 $^{\circ}$
= N - O-H	105 $^{\circ}$

VITA

Mr. Ponwason Eamchan was born on August 3, 1960 in Bangkok, He recieved a Degree of Bachelor of Science of Chemistry from Faculty of Science, Chulalongkorn University in 1982. Since 1982, he has been a graduate student studying Analytical Chemistry in Chulalongkorn University.



ศูนย์วิทยทรัพยากร
จุฬาลงกรณ์มหาวิทยาลัย