

## REFERENCES

- Adeleye, S.A., Rautiu, R., White, D.A., and Clay, P.G. (1995) Clay Minerals as Sorbents for Nuclear Reactor Activation Products. Journal of Materials Science, 30(3), 583-586.
- Armbruster, T. (1996) Clinoptilolite-Heulandite: Applications and Basic Research. Studied in Surface Science and Catalysis, 135, 13-24.
- Blanca, E.J., Vaca-Mier, M., Lopez, C.R., Gehr, R., and Alvarez, P.J.J. (2001) Heavy Metal Removal with Mexican Clinoptilolite: Multi-Component Ionic Exchange. Water Resources Journal, 35, 373-378.
- Bowman, R.S., Sullivan E.J., and Li Z. (1997) Mechanisms of Contaminant Sorption by Surfactant-Modified Zeolite. In Proc. WERC/HSRC '97 Joint Conference on the Environment, 22-24 April 1997, Albuquerque, NM, 104-108.
- Cadena, F. and Bowman, R.S. (1994) Simultaneous Removal of Anionic, Cationic and Neutral Hazardous Pollutant from Solutions. Environmental Science and Technologies, 28, 302-311.
- Chen, Y.L., Chen, S., Frank, C., and Israelachvili, J. (1992) Molecular Mechanisms and Kinetics During the Self-Assembly of Surfactant Layers. Colloid Interface Science, 153, 244-265.
- Derakhshan, N. (1999) Comparison of Activated Carbons and Clays for the Removal of Organic Contaminants from Water. [www.chegue.uq.edu.au/ugrad/theses/1999/authors/N\\_Derakhshan.htm](http://www.chegue.uq.edu.au/ugrad/theses/1999/authors/N_Derakhshan.htm).
- Fuierer, A.M., Bowman, R.S., and Kieft, T.L. (2001) Enhanced In Situ Biodegradation of Organic Contaminants Using a Surfactant-Modified Zeolite Support. [www.werc.net/researchers/pdf/bowman00.pdf](http://www.werc.net/researchers/pdf/bowman00.pdf)
- Li, Z. and Bowman, R.S. (1997) Counterion Effects on the Sorption of Cationic Surfactant and Chromate on Natural Clinoptilolite. Environmental Science and Technologies, 31, 2407-2412.
- Li, Z. and Bowman, R.S. (1998) Sorption of Perchloroethylene by Surfactant-Modified Zeolite as Controlled by Surfactant Loading. Environmental Science and Technologies, 32, 2278-2282.

- Li, Z., Anghel, I., and Bowman, R.S. (1998) Sorption of Oxyanions by Surfactant-Modified Zeolite. Dispersion Science and Technology, 19, 843-857.
- Li, Z., Roy, S., Zou, Y., and Bowman, R.S. (1998) Long-Term Chemical and Biological Stability of Surfactant-Modified Zeolite. Environmental Science and Technologies, 32, 2628-2632.
- Li, Z. (1999) Sorption Kinetics of Hexadecyltrimethylammonium on Natural Clinoptilolite. Langmuir, 15, 6438-6445.
- Li, Z., Burt, T., and Bowman, R.S. (2000) Sorption of Ionizable Organic Solutes by Surfactant-Modified Zeolite. Environmental Science and Technologies, 34, 3756-3760.
- Li, Z. and Bowman, R.S. (2001) Regeneration of Surfactant-Modified Zeolite after Saturation with Chromate and Perchloroethylene. Environmental Science and Technologies, 35, 322-326.
- Lo, M.C., Mak, R.K., and Lee, S.C. (1997) Modified Clays for Waste Containment and Pollutant Attenuation. Journal of Environmental Engineering, 123, 25-32.
- Malakul, P., Srinivasan, K.R., and Wang, H.Y. (1998) Metal Adsorption and Desorption Characteristics of Surfactant-Modified Clay Complexes. Industrial & Engineering Chemistry: Research, 37, 4296-4301.
- Malakul, P., Srinivasan, K.R., and Wang, H.Y. (1998) Metal Toxicity Reduction in Naphthalene Biodegradation by Use of Metal-Chelating Adsorbents. Applied and Environmental Microbiology, 64(11), 4610-4613.
- Mier, M.V., Callejas, R.L., Gehr, R., Cisneros, B.E.J., and Alvarez, P.J.J. (2001) Heavy Metal Removal with Mexican Clinoptilolite : Multi-Component Ionic Exchange. Environmental Science and Technologies, 35(2), 373-378.
- Narbaitz, R.M. (1994) Adsorption of 1,1,2-Trichloroethane from River Water. Journal of Environmental Engineering, 120(6), 1400-1415.
- Nivas, B.T., Shiau, B.J., Sabatini, D.A., and Harwell, J.H. (1996) Surfactant Enhanced Remediation of Subsurface Chromium Contamination. Water Science Technology, 30, 511-520.

- Ouki, S.K. and Kavannagh, M. (1999) Treatment of Metals-Contaminated Wastewaters by Use of Natural Zeolites. Water Science Technology, 36, 115-122.
- Pradubmook, T., O'Haver, J.H., Malakul, P., and Harwell, J.H. (2003) Effect pH on Adsolubilization of Toluene and Acetophenone into Adsorbed Surfactant on Precipitated Silica. Colloids and Surfaces A. Physicochemical and Engineering Aspects, 224, 93-98.
- Saengchote, S. (2003) Enhanced Sorption of Heavy Metal and Organic Contaminants Using Surfactant-Modified Zeolite (SMZ). M.S. Thesis in Petrochemical, The Petroleum and Petrochemical College, Chulalongkorn University.
- Scamehorn, J.F., Schechter, R.S., and Wade, W.H. (1982) Adsorption of Surfactants on Mineral Oxide Surfaces from Aqueous solutions. Colloid Interface Science, 85(2), 463-477.
- Sismanoglu, T. and Pura, S. (2001) Adsorption of Aqueous Nitrophenols on Clinoptilolite. Colloids and Surfaces, 180, 1-6.
- Stephen, A.B., Jiunn, F.L., and Max, M.M. (1988) Attenuating Organic Contaminant Mobility by Soil Modification. Nature, 333, 345-347.
- Sullivan, E.J., Hunter, D.B., and Bowman, R.S. (1998) Modified Clinoptilolite Studied by Tapping-Mode Atomic Force Microscopy and High-Resolution Thermo Gravimetric Analysis. <http://www.ees.nmt.edu>, 3/5/2002.
- Sullivan, E.J., Carey, J.W., and Bowman, R.S. (1998) Thermodynamics of Cationic Surfactant Sorption onto Clinoptilolite. <http://www.ees.nmt.edu>, 3/5/2002.
- White, D.A., Nattkemper, A., and Rautiu, R. (1999) Evaluation of the Effect of Temperature on Potassium Clinoptilolite Ion Exchange. Nuclear Technology, 127, 212-217.
- Upmeier, M.W. and Czurda, K.A. (1997) Use of Clinoptilolite for the Optimization of Mineral Clay Liners for Waste Deposits. In CHON, H. (Ed.), Studies in Surface Science and Catalysis, 105, 1633-1639.

## APPENDIX

**Table A1** Adsorption isotherm of CTAB on clinoptilolite at 25°C

Weight of clinoptilolite = 0.2 g  
Volume of CTAB solution = 20 ml  
Molecular weight of CTAB = 364.46 g/mol

No.	[CTAB] <sub>initial</sub>		[CTAB] <sub>equilibrium</sub>		Amount of surfactant adsorbed ( $\mu\text{mol/g}$ )	S.D.
	$\mu\text{M}$	ppm	$\mu\text{M}$	ppm		
1	50	18.223	40.612	14.801	0.939	0.102
2	100	36.446	52.266	19.049	4.773	0.563
3	300	109.338	68.560	24.988	23.144	2.659
4	500	182.230	97.180	35.418	40.282	3.947
5	700	255.122	212.959	77.615	48.704	2.896
6	900	328.014	313.423	114.23	58.658	2.35
7	1000	364.460	389.383	141.915	61.062	4.461
8	1400	510.244	604.988	220.494	79.501	2.341
9	1800	656.028	977.685	356.327	82.232	3.215
10	2000	728.920	1171.261	426.878	82.874	3.556
11	2500	911.150	1666.720	607.453	83.328	3.875

**Table A2** Zeta-Potential data for CTAB adsorption on clinoptilolite

No.	Amount of surfactant adsorbed ( $\mu\text{mol/g}$ )	zeta potential (mV)											S.D.
		1 <sup>st</sup>	2 <sup>nd</sup>	3 <sup>rd</sup>	4 <sup>th</sup>	5 <sup>th</sup>	6 <sup>th</sup>	7 <sup>th</sup>	8 <sup>th</sup>	9 <sup>th</sup>	10 <sup>th</sup>	average	
1	0.00	-45.9	-47.2	-47.3	-42.5	-48.6	-41.6	-43.8	-44.8	-45.6	-46.2	-45.4	2.2
2	0.94	-43.8	-44.6	-42	-46.7	-45.3	-43.5	-45.8	-41.5	-44.4	-45.6	-44.3	1.7
3	4.77	-39.8	-40.7	-41.7	-40.8	-41.9	-37.1	-42.9	-42.7	-39.2	-38.5	-40.5	1.9
4	23.14	-24.2	-23.8	-22.6	-22.4	-24.7	-21.4	-22.5	-25.2	-20.8	-21.1	-22.9	1.5
5	40.28	2.6	5.2	6.2	4.5	2.8	4.9	6.0	3.7	2.2	3.1	4.1	1.4
6	48.70	19.6	21.3	17.5	19.5	16.7	18.4	20.7	21.6	17.5	18.4	19.1	1.7
7	58.66	27.2	26.9	25.6	25.8	26.1	26.2	27.1	24.3	23.9	26.6	26.0	1.1
8	61.06	26.7	27.1	31.2	29.1	27.6	30.3	25.9	27.4	26.7	29.5	28.2	1.8

**Table A3** Adsorption isotherm of cadmium on SMZ with various PA:CTAB loading ratios

Weight of SMZ = 0.2 g

Volume of cadmium solution = 20 ml

SMZ (0:1)						
No.	[Cd <sup>2+</sup> ] <sub>initial</sub>		[Cd <sup>2+</sup> ] <sub>equilibrium</sub>		Amount of Cd <sup>2+</sup> adsorbed mg/g	S.D.
	ppm	μM	ppm	μM		
1	25	222.420	24.483	217.818	0.052	0.005
2	50	444.840	46.397	412.789	0.360	0.010
3	100	889.680	89.158	793.225	1.084	0.011
4	150	1334.520	137.704	1225.122	1.230	0.026
5	200	1779.359	187.380	1667.078	1.262	0.028
SMZ (1:1)						
No.	[Cd <sup>2+</sup> ] <sub>initial</sub>		[Cd <sup>2+</sup> ] <sub>equilibrium</sub>		Amount of Cd <sup>2+</sup> adsorbed mg/g	S.D.
	ppm	μM	ppm	μM		
1	25	222.420	18.454	164.179	0.655	0.065
2	50	444.840	37.095	330.030	1.290	0.009
3	100	889.680	80.355	714.900	1.965	0.027
4	150	1334.520	126.740	1127.578	2.326	0.167
5	200	1779.359	174.685	1554.140	2.531	0.022
SMZ (2:1)						
No.	[Cd <sup>2+</sup> ] <sub>initial</sub>		[Cd <sup>2+</sup> ] <sub>equilibrium</sub>		Amount of Cd <sup>2+</sup> adsorbed mg/g	S.D.
	ppm	μM	ppm	μM		
1	25	222.420	12.193	108.482	1.281	0.119
2	50	444.840	30.657	272.752	1.934	0.009
3	100	889.680	70.039	623.120	2.996	0.009
4	150	1334.520	115.525	1027.803	3.447	0.021
5	200	1779.359	165.425	1471.755	3.457	0.002
SMZ (4:1)						
No.	[Cd <sup>2+</sup> ] <sub>initial</sub>		[Cd <sup>2+</sup> ] <sub>equilibrium</sub>		Amount of Cd <sup>2+</sup> adsorbed mg/g	S.D.
	ppm	μM	ppm	μM		
1	25	222.420	9.750	86.742	1.525	0.030
2	50	444.840	24.107	214.475	2.589	0.007
3	100	889.680	62.087	552.378	3.791	0.037
4	150	1334.520	108.333	963.818	4.167	0.034
5	200	1779.359	152.820	1359.607	4.718	0.102
SMZ (6:1)						
No.	[Cd <sup>2+</sup> ] <sub>initial</sub>		[Cd <sup>2+</sup> ] <sub>equilibrium</sub>		Amount of Cd <sup>2+</sup> adsorbed mg/g	S.D.
	ppm	μM	ppm	μM		
1	25	222.420	11.068	98.471	1.393	0.032
2	50	444.840	24.964	222.100	2.504	0.102
3	100	889.680	60.072	534.448	3.993	0.077
4	150	1334.520	106.730	949.554	4.327	0.110
5	200	1779.359	154.491	1374.472	4.551	0.265

**Table A4** Adsorption isotherm of toluene on SMZ with various PA:CTAB loading ratios

Weight of SMZ = 0.2 g

Volume of toluene solution = 20 ml

SMZ (0:1)						
No.	[Toluene] <sub>initial</sub>		[Toluene] <sub>equilibrium</sub>		Amount of toluene adsorbed μmol/g	S.D.
	ppm	μM	ppm	μM		
1	46.071	500	37.784	410.062	8.994	1.088
2	138.213	1500	110.218	1196.180	30.382	2.690
3	276.426	3000	220.277	2390.626	60.937	0.426
4	414.639	4500	323.067	3506.189	99.381	7.661
5	552.852	6000	429.302	4659.135	134.087	3.521
SMZ (1:1)						
No.	[Toluene] <sub>initial</sub>		[Toluene] <sub>equilibrium</sub>		Amount of toluene adsorbed μmol/g	S.D.
	ppm	μM	ppm	μM		
1	46.071	500	38.810	421.197	7.880	1.344
2	138.213	1500	116.471	1264.041	23.596	0.799
3	276.426	3000	225.787	2450.423	54.958	2.348
4	414.639	4500	330.770	3589.790	91.021	3.380
5	552.852	6000	436.402	4736.192	126.381	1.820
SMZ (2:1)						
No.	[Toluene] <sub>initial</sub>		[Toluene] <sub>equilibrium</sub>		Amount of toluene adsorbed μmol/g	S.D.
	ppm	μM	ppm	μM		
1	46.071	500	38.238	414.985	8.502	0.302
2	138.213	1500	118.622	1287.379	21.261	0.566
3	276.426	3000	224.914	2440.946	55.905	0.471
4	414.639	4500	333.065	3614.697	88.530	2.967
5	552.852	6000	441.131	4787.512	121.249	1.824
SMZ (4:1)						
No.	[Toluene] <sub>initial</sub>		[Toluene] <sub>equilibrium</sub>		Amount of toluene adsorbed μmol/g	S.D.
	ppm	μM	ppm	μM		
1	46.071	500	41.217	447.287	5.271	0.231
2	138.213	1500	121.483	1318.428	18.157	0.488
3	276.426	3000	228.664	2481.650	51.835	0.114
4	414.639	4500	337.902	3667.190	83.281	1.175
5	552.852	6000	445.934	4839.637	116.036	2.551

**Table A5** Adsorption of cadmium on SMZ (4:1) in the presence of toluene

Weight of SMZ (4:1)	=	0.2 g
Volume of mixed solutes solution	=	20 ml
Initial cadmium concentration	=	500 $\mu\text{M}$
Initial toluene concentration	=	1500 $\mu\text{M}$

No.	$[\text{Cd}^{2+}]_{\text{initial}}$		$[\text{Cd}^{2+}]_{\text{equilibrium}}$		Amount of $\text{Cd}^{2+}$ adsorbed mg/g
	$\mu\text{M}$	ppm	$\mu\text{M}$	ppm	
1	500	56.2	232.820	26.169	3.003
2	500	56.2	233.701	26.268	2.993
3	500	56.2	232.820	26.169	3.003
4	500	56.2	231.940	26.070	3.013
5	500	56.2	234.582	26.367	2.983
6	500	56.2	232.820	26.169	3.003
Average	500	56.2	233.114	26.202	3.000

**Table A6** Adsorption of cadmium on SMZ (4:1) in the presence of toluene

Weight of SMZ (4:1)	=	0.2 g
Volume of mixed solutes solution	=	20 ml
Initial cadmium concentration	=	1500 $\mu\text{M}$
Initial toluene concentration	=	1500 $\mu\text{M}$

No.	$[\text{Cd}^{2+}]_{\text{initial}}$		$[\text{Cd}^{2+}]_{\text{equilibrium}}$		Amount of $\text{Cd}^{2+}$ adsorbed mg/g
	$\mu\text{M}$	ppm	$\mu\text{M}$	ppm	
1	1500	168.6	1110.231	124.790	4.381
2	1500	168.6	1112.260	125.018	4.358
3	1500	168.6	1116.308	125.473	4.313
4	1500	168.6	1120.365	125.929	4.267
5	1500	168.6	1114.279	125.245	4.335
6	1500	168.6	1116.308	125.473	4.313
Average	1500	168.6	1114.958	125.321	4.328



**Table A7** Adsorption of cadmium on SMZ (4:1) in the presence of toluene

Weight of SMZ (4:1)	=	0.2 g
Volume of mixed solutes solution	=	20 ml
Initial cadmium concentration	=	1500 $\mu\text{M}$
Initial toluene concentration	=	500 $\mu\text{M}$

No.	[Cd <sup>2+</sup> ] <sub>initial</sub>		[Cd <sup>2+</sup> ] <sub>equilibrium</sub>		Amount of Cd <sup>2+</sup> adsorbed mg/g
	$\mu\text{M}$	ppm	$\mu\text{M}$	ppm	
1	1500	168.6	1122.384	126.156	4.244
2	1500	168.6	1124.413	126.384	4.222
3	1500	168.6	1122.384	126.156	4.244
4	1500	168.6	1122.384	126.156	4.244
5	1500	168.6	1120.365	125.929	4.267
6	1500	168.6	1124.413	126.384	4.222
Average	1500	168.6	1122.724	126.194	4.241

**Table A8** Adsorption of toluene on SMZ (4:1) in the presence of cadmium

Weight of SMZ (4:1)	=	0.2 g
Volume of mixed solutes solution	=	20 ml
Initial cadmium concentration	=	500 $\mu\text{M}$
Initial toluene concentration	=	1500 $\mu\text{M}$

No.	[Toluene] <sub>initial</sub>		[Toluene] <sub>equilibrium</sub>		Amount of toluene adsorbed ( $\mu\text{mol/g}$ )
	$\mu\text{M}$	ppm	$\mu\text{M}$	ppm	
1	1500	138.213	1273.487	117.342	22.651
2	1500	138.213	1272.378	117.239	22.762
3	1500	138.213	1283.593	118.273	21.641
4	1500	138.213	1278.529	117.806	22.147
5	1500	138.213	1282.473	118.170	21.753
6	1500	138.213	1277.307	117.694	22.269
Average	1500	138.213	1277.961	117.754	22.204

**Table A9** Adsorption of toluene on SMZ (4:1) in the presence of cadmium

Weight of SMZ (4:1)	=	0.2 g
Volume of mixed solutes solution	=	20 ml
Initial cadmium concentration	=	1500 $\mu\text{M}$
Initial toluene concentration	=	1500 $\mu\text{M}$

No.	[Toluene] <sub>initial</sub>		[Toluene] <sub>equilibrium</sub>		Amount of toluene adsorbed ( $\mu\text{mol/g}$ )
	$\mu\text{M}$	ppm	$\mu\text{M}$	ppm	
1	1500	138.213	1287.314	118.616	21.269
2	1500	138.213	1277.606	117.721	22.239
3	1500	138.213	1274.054	117.394	22.595
4	1500	138.213	1284.678	118.373	21.532
5	1500	138.213	1281.260	118.058	21.874
6	1500	138.213	1269.812	117.003	23.019
Average	1500	138.213	1279.121	117.861	22.088

**Table A10** Adsorption of toluene on SMZ (4:1) in the presence of cadmium

Weight of SMZ (4:1)	=	0.2 g
Volume of mixed solutes solution	=	20 ml
Initial cadmium concentration	=	1500 $\mu\text{M}$
Initial toluene concentration	=	500 $\mu\text{M}$

No.	[Toluene] <sub>initial</sub>		[Toluene] <sub>equilibrium</sub>		Amount of toluene adsorbed ( $\mu\text{mol/g}$ )
	$\mu\text{M}$	ppm	$\mu\text{M}$	ppm	
1	500	46.071	435.115	40.092	6.489
2	500	46.071	437.115	40.277	6.289
3	500	46.071	437.870	40.346	6.213
4	500	46.071	436.604	40.230	6.34
5	500	46.071	438.856	40.437	6.114
6	500	46.071	435.927	40.167	6.407
Average	500	46.071	436.915	40.258	6.309

**Table A11** Adsorption and desorption of cadmium by SMZ (4:1)

Weight of SMZ (4:1)	=	0.2 g
Volume of cadmium solution	=	20 ml
Initial cadmium concentration	=	200 ppm
Volume of acid solution	=	20 ml

The adsorption and desorption of cadmium by SMZ was performed at pH 7 and pH 1.5, respectively.

1 <sup>st</sup> adsorption cycle					
No.	[Cd <sup>2+</sup> ] <sub>initial</sub>		[Cd <sup>2+</sup> ] <sub>equilibrium</sub>		Amount of Cd <sup>2+</sup> adsorbed mg/g
	ppm	μM	ppm	μM	
1	200	1779.359	153.091	1362.020	4.691
2	200	1779.359	152.868	1360.036	4.713
3	200	1779.359	152.422	1356.068	4.758
4	200	1779.359	153.091	1362.020	4.691
5	200	1779.359	153.091	1362.020	4.691
6	200	1779.359	152.422	1356.068	4.758
Average	200	1779.359	152.831	1359.705	4.717
Desorption					
No.	[Cd <sup>2+</sup> ] <sub>initial</sub>		[Cd <sup>2+</sup> ] <sub>equilibrium</sub>		Amount of Cd <sup>2+</sup> desorbed mg/g
	ppm	μM	ppm	μM	
1	0	0	18.759	166.895	1.876
2	0	0	18.677	166.165	1.868
3	0	0	18.841	167.625	1.884
4	0	0	18.677	166.165	1.868
5	0	0	18.595	165.436	1.860
6	0	0	17.612	156.690	1.761
Average	0	0	18.527	164.829	1.853
2 <sup>nd</sup> adsorption cycle					
No.	[Cd <sup>2+</sup> ] <sub>initial</sub>		[Cd <sup>2+</sup> ] <sub>equilibrium</sub>		Amount of Cd <sup>2+</sup> adsorbed mg/g
	ppm	μM	ppm	μM	
1	200	1779.359	160.891	1431.415	3.911
2	200	1779.359	161.423	1436.148	3.858
3	200	1779.359	161.157	1433.781	3.884
4	200	1779.359	160.891	1431.415	3.911
5	200	1779.359	160.625	1429.048	3.937
6	200	1779.359	161.423	1436.148	3.858
Average	200	1779.359	161.068	1432.992	3.893

3 <sup>rd</sup> adsorption cycle					
No.	[Cd <sup>2+</sup> ] <sub>initial</sub>		[Cd <sup>2+</sup> ] <sub>equilibrium</sub>		Amount of Cd <sup>2+</sup> adsorbed mg/g
	ppm	μM	ppm	μM	
1	200	1779.359	167.068	1486.370	3.293
2	200	1779.359	166.540	1481.673	3.346
3	200	1779.359	166.275	1479.315	3.372
4	200	1779.359	167.068	1486.370	3.293
5	200	1779.359	166.804	1484.021	3.320
6	200	1779.359	166.275	1479.315	3.372
Average	200	1779.359	166.672	1482.844	3.333

**Table A12** Adsorption and desorption of toluene by SMZ (4:1)

Weight of SMZ (4:1) = 0.2 g

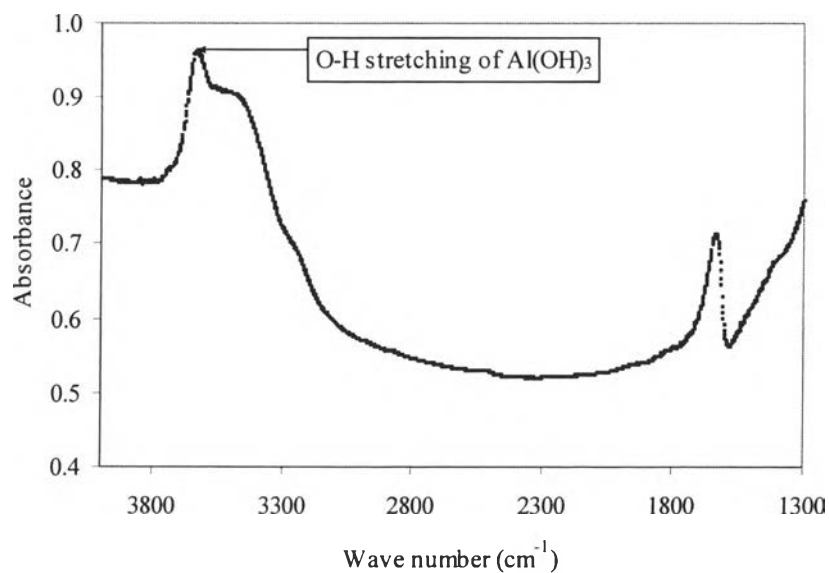
Volume of toluene solution = 20 ml

Initial toluene concentration = 6000 μM

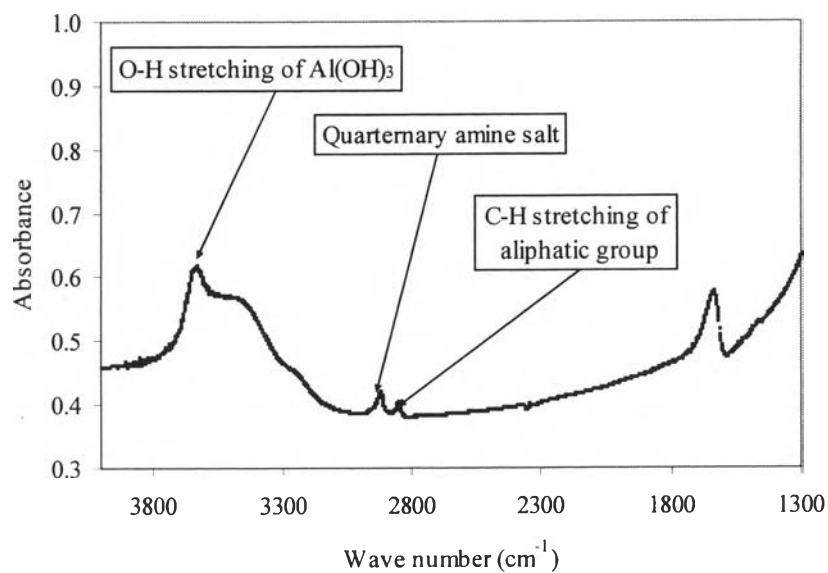
Desorption of toluene by SMZ was performed by air purging.

1 <sup>st</sup> adsorption cycle					
No.	[Toluene] <sub>initial</sub>		[Toluene] <sub>equilibrium</sub>		Amount of toluene adsorbed μmol/g
	ppm	μM	ppm	μM	
1	552.852	6000	444.215	4820.983	117.902
2	552.852	6000	445.775	4837.913	116.209
3	552.852	6000	446.361	4844.273	115.573
4	552.852	6000	446.050	4840.901	115.911
5	552.852	6000	445.934	4839.639	116.036
6	552.852	6000	447.271	4854.149	114.585
Average	552.852	6000	445.934	4839.643	116.036
Desorption					
No.	[Toluene] <sub>initial</sub>		[Toluene] <sub>equilibrium</sub>		Amount of toluene desorbed μmol/g
	ppm	μM	ppm	μM	
1	444.215	4820.983	0.432	4.688	117.794
2	445.775	4837.913	0.398	4.319	116.109
3	446.361	4844.273	0.401	4.352	115.473
4	446.050	4840.901	0.416	4.515	115.807
5	445.934	4839.639	0.405	4.395	115.935
6	447.271	4854.149	0.364	3.950	114.494
Average	445.934	4839.643	0.403	4.370	115.935

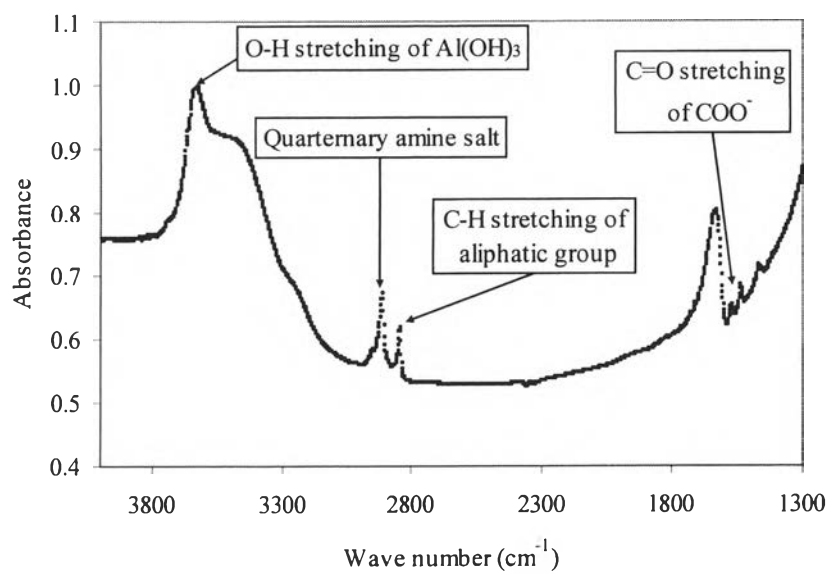
2 <sup>nd</sup> adsorption cycle					
No.	[Toluene] <sub>initial</sub>		[Toluene] <sub>equilibrium</sub>		Amount of toluene adsorbed μmol/g
	ppm	μM	ppm	μM	
1	552.852	6000	455.936	4948.189	105.181
2	552.852	6000	454.775	4935.589	106.441
3	552.852	6000	456.809	4957.663	104.233
4	552.852	6000	455.512	4943.587	105.641
5	552.852	6000	454.978	4937.792	106.221
6	552.852	6000	456.280	4951.922	104.807
Average	552.852	6000	455.715	4945.790	105.421
3 <sup>rd</sup> adsorption cycle					
No.	[Toluene] <sub>initial</sub>		[Toluene] <sub>equilibrium</sub>		Amount of toluene adsorbed μmol/g
	ppm	μM	ppm	μM	
1	552.852	6000	459.836	4990.515	100.949
2	552.852	6000	460.757	5000.510	99.949
3	552.852	6000	461.609	5009.757	99.024
4	552.852	6000	462.268	5016.909	98.309
5	552.852	6000	461.782	5011.634	98.836
6	552.852	6000	461.08	5004.016	99.598
Average	552.852	6000	461.222	5005.557	99.444



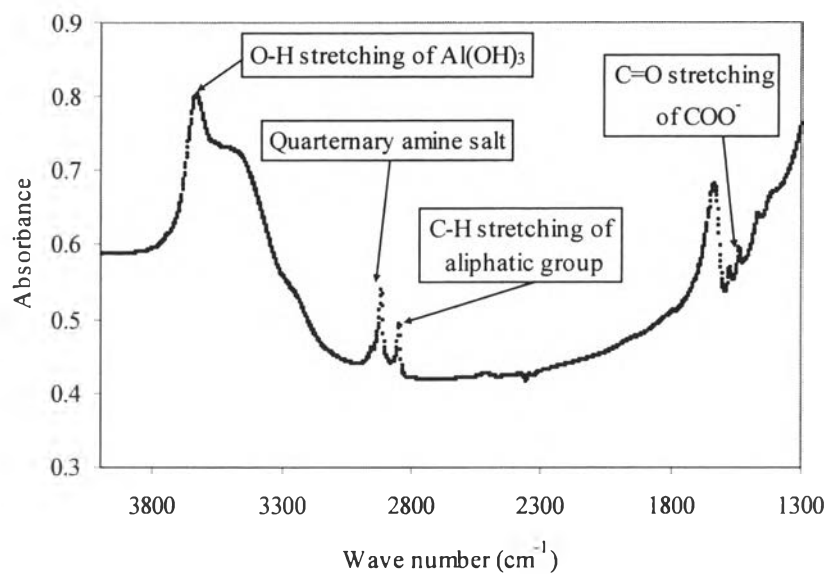
**Figure A1** FTIR spectra of clinoptilolite



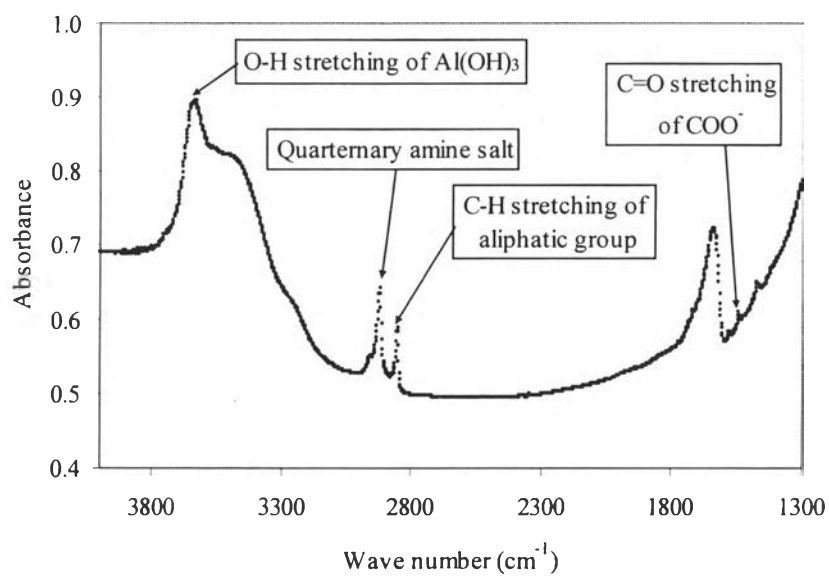
**Figure A2** FTIR spectra of SMZ (0:1)



**Figure A3** FTIR spectra of SMZ (1:1)



**Figure A4** FTIR spectra of SMZ (2:1)



**Figure A5** FTIR spectra of SMZ (4:1)

## Sample of calculation

### Surfactant Adsorption Isotherms

Surfactant adsorption isotherm was constructed by plotting the amount of surfactant adsorbed per gram of clinoptilolite ( $\mu\text{mol/g}$ ) versus equilibrium concentration of surfactant ( $\mu\text{M}$ ).

1. To convert the amount of carbon from TOC (ppm) to equilibrium concentration of CTAB ( $\mu\text{M}$ )

$$\text{Equation from TOC: } Y = 4.9007X$$

$$X = \text{the amount of carbon from TOC (ppm)} = 8.287 \text{ ppm}$$

$$Y = \text{equilibrium concentration of CTAB } (\mu\text{M}) = 4.9007 \times 8.287 \\ = 40.612 \mu\text{M}$$

2. Finding CTAB adsorbed concentration ( $\mu\text{M}$ )

$$[\text{CTAB}]_{\text{Adsorbed}} = [\text{CTAB}]_{\text{Initial}} - [\text{CTAB}]_{\text{Equilibrium}}$$

$$[\text{CTAB}]_{\text{Initial}} = 50 \mu\text{M}$$

$$[\text{CTAB}]_{\text{Equilibrium}} = 40.612 \mu\text{M}$$

$$[\text{CTAB}]_{\text{Adsorbed}} = 50 - 40.612 = 9.388 \mu\text{M}$$

3. To convert adsorption concentration to moles of adsorption

$$\text{Mole} = \frac{\text{Concentration} \times \text{Volume}}{1000}$$

$$\text{Adsorbed } (\mu\text{mol}) = \frac{(\text{Adsorbed } (\mu\text{M})) \times \text{Volume of solution}}{1000}$$

$$\text{Adsorbed } (\mu\text{mol}) = \frac{9.388 \times 20}{1000} = 0.188 \mu\text{mol}$$

4. Finding CTAB adsorbed per gram of clinoptilolite

$$\text{CTAB adsorbed } (\mu\text{mol/g of clinoptilolite}) = \frac{\text{Adsorbed } (\mu\text{mol})}{\text{the amount of clinoptilolite (g)}}$$

$$= \frac{0.188}{0.2} = 0.939 \mu\text{mol/g}$$



Amount of CTAB and palmitic acid adsorbed on clinoptilolite

1. Amount of CTAB in SMZ

the organic carbon contents of SMZ(0:1) = 0.955 wt %

or 1 g of SMZ(0:1) have 0.00955 g of carbon

Convert g of carbon to  $\mu\text{mol}$  of CTAB;

$$= \frac{0.00955 \text{ g of carbon}}{1 \text{ g of SMZ}} \times \frac{1 \text{ mol of CTAB}}{228 \text{ g of carbon}} \times \frac{10^6 \mu\text{mol}}{1 \text{ mol}}$$

$$= 41.885 \mu\text{mol of CTAB/g of SMZ}$$

$\therefore$  SMZ (0:1) has CTAB = 41.885  $\mu\text{mol}$  of CTAB/g of SMZ

2. Amount of palmitic acid in SMZ

the organic carbon contents of SMZ(1:1) = 1.481 wt %

or 1 g of SMZ(1:1) have 0.01481 g of carbon

the organic carbon content due to CTAB = 0.00955 g of carbon

$\therefore$  the organic carbon content due to palmitic acid = 0.01481-0.00955

$$= 0.005255 \text{ g of carbon}$$

Convert g of carbon to  $\mu\text{mol}$  of palmitic acid;

$$= \frac{0.005255 \text{ g of carbon}}{1 \text{ g of SMZ}} \times \frac{1 \text{ mol of palmitic acid}}{192 \text{ g of carbon}} \times \frac{10^6 \mu\text{mol}}{1 \text{ mol}}$$

$$= 27.370 \mu\text{mol of palmitic acid/g of SMZ}$$

$\therefore$  SMZ (1:1) has CTAB 27.370  $\mu\text{mol}$  of CTAB/g of SMZ

and palmitic acid 27.370  $\mu\text{mol}$  of palmitic acid/g of SMZ

### Cadmium Adsorption Isotherms

Cadmium adsorption isotherm was constructed by plotting the amount of cadmium adsorbed per gram of SMZ (mg/g) versus equilibrium concentration of cadmium (ppm).

1. To convert absorbance from AAS to  $[\text{Cd}^{2+}]_{\text{AAS}}$  (ppm) of standard solution

$$\text{Equation from standard solution: } Y = 2.9406X$$

$$X = \text{Absorbance from AAS} = 0.583$$

$$\begin{aligned} Y = [\text{Cd}^{2+}]_{\text{AAS}} \text{ (ppm) of standard solution} &= 2.9406 \times 0.583 \\ &= 1.715 \text{ ppm} \end{aligned}$$

2. To convert  $[\text{Cd}^{2+}]_{\text{AAS}}$  (ppm) of standard solution to real equilibrium  $\text{Cd}^{2+}$  concentration (ppm)

$$\text{Equation from calibration curve: } Y = 1.0569X$$

$$X = [\text{Cd}^{2+}]_{\text{AAS}} \text{ (ppm) of standard solution} = 1.715 \text{ ppm}$$

$$\begin{aligned} Y = \text{equilibrium } \text{Cd}^{2+} \text{ concentration (ppm)} &= 1.0569 \times 1.715 \times 84.33 \\ (\text{dilution factor} = 84.33) &= 152.820 \text{ ppm} \end{aligned}$$

3. Finding  $\text{Cd}^{2+}$  adsorbed concentration

$$[\text{Cd}^{2+}]_{\text{Adsorbed}} = [\text{Cd}^{2+}]_{\text{Initial}} - [\text{Cd}^{2+}]_{\text{Equilibrium}}$$

$$[\text{Cd}^{2+}]_{\text{Initial}} = 200 \text{ ppm}$$

$$[\text{Cd}^{2+}]_{\text{Equilibrium}} = 152.820 \text{ ppm}$$

$$[\text{CTAB}]_{\text{Adsorbed}} = 200 - 152.820 = 47.180 \text{ ppm}$$

4. To convert adsorption concentration to mass of adsorption

$$\text{Mass} = \frac{\text{Concentration} \times \text{Volume}}{1000}$$

$$\text{Adsorbed (mg)} = \frac{(\text{Adsorbed (ppm)}) \times \text{Volume of solution}}{1000}$$

$$\text{Adsorbed (mg)} = \frac{47.180 \times 20}{1000} = 0.9436 \text{ ppm}$$

5. Finding  $\text{Cd}^{2+}$  adsorbed per gram of SMZ

$$\begin{aligned} \text{Cd}^{2+} \text{ adsorbed (mg/g of clinoptilolite)} &= \frac{\text{Adsorbed (ppm)}}{\text{the amount of SMZ (g)}} \\ &= \frac{0.9436}{0.2} = 4.718 \text{ mg/g} \end{aligned}$$

Toluene Adsorption Isotherms

Toluene adsorption isotherm was constructed by plotting the amount of toluene adsorbed per gram of SMZ ( $\mu\text{mol/g}$ ) versus equilibrium concentration of toluene ( $\mu\text{M}$ ).

## 1. To convert area from GC-Headspace to equilibrium concentration of toluene (ppm)

$$\text{Equation from GC-Headspace: } Y = 0.0003X$$

$$X = \text{area from GC-Headspace} = 1486446.7 \text{ ppm}$$

$$Y = \text{equilibrium concentration of toluene (ppm)} = 0.0003 \times 1486446.7$$

$$= 445.934 \text{ ppm or}$$

$$= 4839.637 \mu\text{M}$$

## 2. Finding toluene adsorbed concentration (ppm)

$$[\text{toluene}]_{\text{Adsorbed}} = [\text{toluene}]_{\text{Initial}} - [\text{toluene}]_{\text{Equilibrium}}$$

$$[\text{toluene}]_{\text{Initial}} = 552.852 \text{ ppm}$$

$$[\text{toluene}]_{\text{Equilibrium}} = 445.934 \text{ ppm}$$

$$[\text{toluene}]_{\text{Adsorbed}} = 552.852 - 445.934 = 106.918 \text{ ppm}$$

## 3. To convert adsorption concentration to moles of adsorption

$$\text{Mole} = \frac{\text{Concentration (ppm)} \times \text{Volume}}{1000 \times \text{Molecular weight}}$$

$$\text{Adsorbed (mmol)} = \frac{(\text{Adsorbed (ppm)}) \times \text{Volume of solution}}{1000 \times \text{Molecular weight}}$$

$$\begin{aligned} \text{Adsorbed (mmol)} &= \frac{106.918 \times 20}{1000 \times 92.142} = 0.0232 \text{ mmol} \\ &= 23.207 \mu\text{mol} \end{aligned}$$

4. Finding toluene adsorbed per gram of SMZ

$$\begin{aligned} \text{toluene adsorbed } (\mu\text{mol/g of SMZ}) &= \frac{\text{Adsorbed } (\mu\text{mol})}{\text{the amount of SMZ (g)}} \\ &= \frac{23.207}{0.2} = 116.036 \mu\text{mol/g} \end{aligned}$$

## CURRICULUM VITAE

**Name:** Siriwan Sriwongjanya

**Date of Birth:** January 28, 1982

**Nationality:** Thai

**University Education:**

1998-2002 Bachelor Degree in Chemical Engineering, Faculty of Engineering, Kasetsart University, Bangkok, Thailand.