

**IMPROVEMENT OF SERVICE QUALITY IN
THE CHONBURI REGIONAL MEDICAL SCIENCES CENTER**

Miss Jatuporn Jensilapa

**A Thesis Submitted in Partial Fulfillment of the Requirements
for the Degree of Master of Public Health in Health Systems Development**

College of Public Health

Chulalongkorn University

Academic Year 2004

ISBN 974-9599-92-6

Copyright of Chulalongkorn University


Thesis Title : Improvement of Service Quality in the Chonburi Regional
Medical Sciences Center

By : Miss Jatuporn Jensilapa


Program : Health Systems Development

Thesis Advisor : Associate Professor Sathirakorn Pongpanich, M.A., Ph.D.

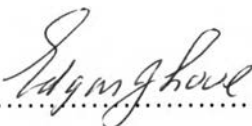
Accepted by the College of Public Health, Chulalongkorn University, Bangkok
Thailand in Partial Fulfillment of the Requirements for the Master's Degree

..... Dean of The College of Public Health
(Professor Chitr Sitthi-amorn, M.D., M.Sc., Ph.D.)

THESIS COMMITTEE

..... Chairperson
(Robert Sedgwick Chapman, M.D., M.P.H.)

..... Thesis Advisor
(Associate Professor Sathirakorn Pongpanich, M.A., Ph.D.)

..... Member
(Emeritus Professor Edgar J. Love, M.D., Ph.D.)

PH: 992198 : MAJOR HEALTH SYSTEMS DEVELOPMENT PROGRAMME
 KEY WORDS : IMPROVEMENT / SERVICE QUALITY / CUSTOMER
 SATISFACTION

JATUPORN JENSILAPA: IMPROVEMENT OF SERVICE QUALITY IN
 THE CHONBURI REGIONAL MEDICAL SCIENCES CENTER. THESIS
 ADVISOR: ASSOCIATE PROFESSOR SATHIRAKORN PONGPANICH,
 M.A., Ph.D., 93 pp. ISBN 974-9599-92-6

This was a study of the quality of service focused on the sample receipt services at the sample receipt area of the Chonburi Regional Medical Sciences Center. The purpose of this study was to assess the situation of the current service system and assess what customers and staff need from the Chonburi Regional Medical Sciences Center to improve the quality of service. And how well the service quality was, after implementing the intervention program that responded the need of customers and staff.

The study was divided into three phases. The first phase was an assessment of the current situation of sample receipt services.

In second phase, the intervention program was implemented to respond to the need of customers and staff. The intervention program involved human resource development, information system development and physical facilities improvement.

The third phase was an evaluation process. The achievement of the project was evaluated by assessing the satisfaction level of customers and staff after launching the intervention program for two years. Evaluation of the training course achievement consisted of knowledge, attitude and practice evaluations.

The seminar evaluation, by knowledge the participant gained from the seminar by having key informants answering the knowledge test, showed that every key informant's testing score was at the good level.

The participant's attitude evaluation toward the seminar's curriculum, by using focus group discussion method, reflected key informant's good attitude toward the seminar.

The practice evaluation was performed by observing the operation of staff during working hours and the coordination between group works. It showed that the sample custodians expressed a warm welcome to customers by being friendly, politely offering good advice in the sample submitting process. However, there were some problems that have been found related to the coordination between the sample custodians and the laboratory staff.

Evaluation of the project achievement consisted of evaluation of the customers and staff's satisfaction on the intervention program. Customers' satisfaction was evaluated by using questionnaires and observation. Staff's satisfaction was evaluated by informal interviewing.

It was found that most customers were satisfied with the welcome at the reception area, the impression on the care given during service hours, body language, politeness and hospitality of staff, the convenience of the sample submitting process, the promptness with deadlines and the fairness in giving service are also at good levels.

In regards to the convenience in the sample reception area, advisory documents given for the submitting sample process, brochures and pamphlets of general information of the Center including newspapers and magazines provided in reception area and analytical fee, most customers' satisfaction was at the average level.

In summary, customers expressed their satisfaction for the service quality of the Chonburi Regional Medical Sciences Center at the good level.

Field of study Health Systems Development

Student's signature

Jatuporn Jensilapa

Academic year 2004

Advisor's signature

Sathirakorn Pongpanich

ACKNOWLEDGEMENTS

I would like to express my sincere gratitude and appreciation to my thesis advisor, Assoc. Prof. Sathirakorn Pongpanich, Ph.D. for his kindness, valuable guidance and encouragement throughout the period of my study.

My special appreciation thanks to Professor Edgar J. Love for the guidance and shaping my concepts and method for this study.

Special thanks to the expertise for tool validation, Assist. Prof. Suwanna Junprasert and Dr. Wannipa Assawachaisuvikrom for their valuable suggestion.

Grateful acknowledgement is here by made to Mr. Chalernsak Thongtammachart, Mrs. Narumol Chongkitivitaya and Mr. Somkiat Boonyabuncha the directors of the Chonburi Regional Medical Sciences Center respectively for their supporting.

A very special thanks to my colleagues at the workplace and the clients who participate the project for their cooperation.

Special thanks to Miss Nittaya Peansup, Mr. Wannop Sununrungankana, Mr. Yongyut Prompunjai and my staffs in the Quality and Technical Development group for their helpfulness, continually stimulating and mental support during my project.

Indeed, I would like to express my profound gratefulness to my English teacher, Reverend Surasit Tempornsatien, the pastor of Jaisamarn Chonburi Full Gospel Church, who always tells me that “You can do it.” for his graceful help and enthusiastic encouragement.

Above of all, I would like to reveal my infinite thankfulness to my parents, my sister, my sister in-law, my brother, my brother in-law and my two beloved nephews for their love.

TABLE OF CONTENTS

	Page
ABSTRACT	iii
ACKNOWLEDGEMENTS	iv
TABLE OF CONTENTS	v
LIST OF TABLES	vii
LIST OF FIGURE	viii
CHAPTER I INTRODUCTION	1
1.1 What is Service Quality?.....	1
1.2 Standard Quality Management (SQM) Philosophy.....	1
CHAPTER II PROJECT DESCRIPTION	12
2.1 Rationale.....	12
2.2 Goals and Objectives.....	23
2.3 Study Design, Methods, Approaches, and Techniques.....	23
2.4 Conceptual Framework.....	29
2.5 Activities Plan with Time Table.....	30
CHAPTER III PROJECT EVALUATION	32
3.1 Introduction.....	32
3.2 Objectives.....	33
3.3 Evaluation Question.....	33

3.4	Evaluation Design.....	33
3.5	Data Collection Methods.....	34
3.6	Data analysis and Results.....	35
CHAPTER IV CONCLUSION AND DISCUSSION.....		50
4.1	Conclusion of Study.....	50
4.2	Discussion.....	51
4.3	Problems, Obstacles and Limitations.....	59
CHAPTER V RECOMMENDATIONS		60
5.1	Recommendations for Applying the Study Results.....	60
5.2	Recommendations for Further Study.....	62
REFERENCES.....		63
APPENDICES.....		65
APPENDIX I	Training Project.....	66
APPENDIX II	Questioners.....	72
APPENDIX III	Knowledge Testing.....	81
APPENDIX IV	Presentation Handout.....	85
CURRICULUM VITAE.....		93

LIST OF TABLES

	Page
Table 2.1: Work-plan	30
Table 2.2: Budget	31
Table 3.1: Knowledge evaluation of service skill improvement training course	35
Table 3.2: Knowledge evaluation of service quality improvement training course	36
Table 3.3: Number and percentage of respondents divided by gender, age and education	39
Table 3.4: Number and percentage of respondents divided by occupation and types of Samples	40
Table 3.5: Number and percentages of times and frequency of submitting samples for analysis	41
Table 3.6: Number and percentage of customers' satisfaction on sample custodians	42
Table 3.7: Number and percentage of customers' satisfaction on services process	43
Table 3.8: Number and percentage of customers' satisfaction on suggestion	44
Table 3.9: Number and percentage of customers' satisfaction on reception room	45
Table 3.10: Number and percentage of customers' satisfaction on information	46
Table 3.11: Number and percentage of customers' satisfaction on service quality	47

LIST OF FIGURES

	Page
Figure 1.1: Perceived service quality.....	5
Figure 1.2: Open – systems view of service operations.....	8
Figure 2.1: Organization Chart of the Chonburi Regional Medical Sciences Center.....	14
Figure 2.2: Conceptual Framework.....	29