

REFERENCES

1. Carte, B. K., Biomedical Potential of Marine Natural Products, *Bioscience*, **1996**, *46*, 271-286.
2. Fenical, W., Natural Products Chemistry in the Marine Environment, *Science*, **1982**, *215*, 923-928.
3. Maplestone, R. A., Stone, M. J. and Williams, D. H., The Evolutionary Role of Secondary Metabolites - a Review, *Gene*, **1992**, *115*, 151-157.
4. Proksch, P., Edrada, R. A. and Ebel, R., Drugs from the Seas-Current Status and Microbiological Implications, *Appl Microbiol Biotechnol*, **2002**, *59*, 125-134.
5. Pettit, G. R., Herald, C. L., Boubek, D. L., Herald, D. L., Arnold, E. and Clardy, J., Isolation and Structure of Bryostatin 1, *J. Am. Chem. Soc.*, **1982**, *104*, 6846-6948.
6. May, W. S. and Ruvolo, P. P., Bryostatin-I an Antineoplastic Treasure from the Deep?, *Cancer Biology & Therapy*, **2002**, *1:4*, 417-419.
7. Valoti, G., Nicoletti, M. I., Faircloth, G., Jimeno, J. and Giavazzi, R., Antitumor Effect of Ecteinascidin-743 (ET743) on Human Ovarian Carcinoma Xenografts, *Proc Annu Meet Am Assoc Cancer Res*, **1997**, *A*, 1477.
8. Valoti, G., Nicoletti, M. I., Pelligrino, A., Jimeno, J., Hendriks, H., D'Incalci, M., Faircloth, G. and Giavazzi, R., Ecteinascidin-743, a New Marine Natural Product with Potent Antitumor Activity on Human Ovarian Carcinoma Xenografts, *Clin Can Res*, **1998**, *4*, 1977-1983.
9. Carbonero, R. G., Harmon, D., Seiden, M., Jimeno, J., Merriam, P., Waxman, A., Supko, J., Quigley, M. T. and Ryan, D., Ecteinascidin-743 (ET-743) Induces Objective Responses and Disease Control in Patients with Advanced Non-Osseous Sarcomas: Results from Phase II Trials, *Annals of Oncology*, **2000**, *11*, 126.
10. Fusetani, N., *Drugs from the Sea.*, Reinhardt Druck: Basel, **2000**.

11. Shu, Y. Z., Recent Natural Products Based Drug Development: A Pharmaceutical Industry Perspective, *J. Nat. Prod.*, **1998**, *61*, 1053-1071.
12. Pettit, G. R., Kamano, Y., Herald, C. L., Tuinman, A. A., Boettner, F. E., Kizu, H., Schmidt, J. M. and Baczynskyj, L., The Isolation and Structure of a Remarkable Marine Animal Antineoplastic Constituent: Dolastatin 10, *J. Am. Chem. Soc.*, **1987**, *109*, 6883-6885.
13. Harrigan, G. G., Luesch, H., Yoshida, W. Y., Moore, R. E., Nagle, D. G., Paul, V. J., Mooberry, S. L., Corbett, T. H. and Valeriote, F. A., Symplostatin 1: A Dolastatin 10 Analogue from Marine Cyanobacterium. *Symploca hydnoidea*, *J. Nat. Prod.*, **1998**, *61*, 1075-1077.
14. Luesch, H., Moore, R. E., Paul, V. J., Mooberry, S. L. and Corbett, T. H. Isolation of Dolastatin 10 from the Marine Cyanobacterium *Symploca* Species VP642 and Total Stereochemistry and Biological Evaluation of Its Analogue Symplostatin 1, *J. Nat. Prod.*, **2001**, *64*, 907-910.
15. Hamann, M. T. and Scheuer, P. J., Kahalalide F: A Bioactive Depsipeptide from the Sacoglossan Mollusk *Elysia rufescens* and the Green Alga *Bryopsis* sp., *J. Am. Chem. Soc.*, **1993**, *115*, 5825-5826.
16. Hamann, M. T., Otto, C. S. and Scheuer, P. J. Kahalalides: Bioactive Peptides from a Marine Mollusk *Elysia rufescens* and Its Algal Diet *Bryopsis* sp., *J. Org. Chem.*, **1996**, *61*, 6594-6600.
17. Simidu, U., Kita-Tsukamoto, K., Yasumoto, Y. and Yotsu, M., Taxonomy of Four Marine Bacterial Strains that Produce Tetrodotoxin, *International Journal of Systematic Bacteriology*, **1990**, *40*, 331-336.
18. Yasumoto, T. and Murata, M., Marine Toxins, *Chemical Reviews*, **1993**, *93*, 1897-1909.
19. Koa, C. Y. and Levinson, S. R., Tetrodotoxin, saxitoxin and the molecular biology of the sodium channel., New York Academy of Science: New York, **1986**.
20. Cohen, P., Holmes, C. and Tsukitani, Y., Okadaic acid: a New Probe for the Study

- of Cellular Regulation, *Trends in Biochemical Sciences*, **1990**, *15*, 98-102.
21. Tachibana, K., Scheuer, P. J., Tsukitani, Y., Kikuchi, H., Van Engen, D. and Clardy, J., Okadaic acid: A Cytotoxic Polyether from Two Marines Sponges of the Genus *Halichondria*, *J. Am. Chem. Soc.*, **1981**, *103*, 2469-2471.
 22. Murakami, Y., Oshima, Y. and Yasumoto, T., Identification of Okadaic acid as a Toxic Component of Marine Dinoflagellate *Prorocentrum lima*, *Bull Jp Soc Sci Fish*, **1982**, *48*, 69-72.
 23. Davidson, S. K., Allen, S. W., Lim, G. E., Anderson, C. M. and Haygood, M. G., Evidence for the Biosynthesis of Bryostatins by the Bacterial Symbiont "Candidatus Endobugula sertula" of the bryozoan *Bugula neritina*, *Appl Environ Microbiol*, **2001**, *67*, 4531-4537.
 24. Dumdei, E. J., Simpson, J. S., Garson, M. J., Byriel, K. A. and Kennard, C. H. L., New Chlorinated Metabolites from the Tropical Marine Sponge *Dysidea herbacea*, *Aust. J. Chem.*, **1997**, *50*, 139-144.
 25. Fu, X., Zeng, L.-M., Su, J.-Y. and Pais, M., 3 New Diketopiperazines from a Marine Sponge *Dysidea-Fragilis*, *J. Nat. Prod.*, **1993**, *56*, 637-642.
 26. Sitachitta, N., Rossi, J., Roberts, M. A., Gerwick, W. H., Fletcher, M. D. and Willis, C. L., Biosynthesis of the Marine Cyanobacterial Metabolite Barbamide. 1. Origin of the Trichloromethyl Group, *J. Am. Chem. Soc.*, **1998**, *120*, 7131-7132.
 27. Cardellina, J. H., Marnier, F. J. and Moore, R. E., Seaweed Dermatitis: Structure of Lyngbyatoxin A, *Science*, **1979**, *204*, 193-195.
 28. Fujiki, H. and Sugimura, T., New Classes of Tumor Promoters: Teleocidin, Aplysiatoxin, and Palytoxin, *Advances in Cancer Research*, **1987**, *59*, 223-264.
 29. Mynderse, J. S., Moore, R. E., Kashiwagi, M. and Norton, T. R., Antileukemia Activity in the Oscillatoriaceae: Isolation of Debromoaplysiatoxin from *Lyngbya*, *Science*, **1977**, *196*, 538-540.
 30. Gerwick, W. H., Proteau, P. J., Nagle, D. G., Hamel, E., Blokhin, A. and Slate, D.

- L., Structure of Curacin A, a Novel Antimitotic, Antiproliferative, and Brine Shrimp Toxic Natural Product from the Marine Cyanobacterium *Lyngbya majuscula*, *J. Org. Chem.*, **1994**, *59*, 1243-1245.
31. Nagle, D. G., Gerald, R. S., Yoo, H. D., Gerwick, W. H., Kim, T. S., Nambu, M. and White, J. D., Absolute Configuration of Curacin A, a Novel Antimitotic Agent from the Tropical Marine Cyanobacterium *Lyngbya majuscula*, *Tetrahedron Lett.*, **1995**, *36*, 1189-1192.
32. White, J. D., Kim, T. S. and Nambu, M., Synthesis of Curacin A: A Powerful Antimitotic from the Cyanobacterium *Lyngbya majuscula*, *J. Am. Chem. Soc.*, **1995**, *117*, 5612-5613.
33. White, J. D., Kim, T. S. and Nambu, M., Absolute Configuration and Total Synthesis of (+)-Curacin A, an Antiproliferative Agent from the Cyanobacterium *Lyngbya majuscula*, *J. Am. Chem. Soc.*, **1997**, *119*, 103-111.
34. Wu, M., Okino, T., Nogle, L. M., Marquez, B. L., Williamson, R. T., Sitachitta, N., Berman, F. W., Murray, T. F., McGough, K., Jacobs, R., Colson, K., Asano, T., Yokokawa, F., Shioiri, T. and Gerwick, W. H., Structure, Synthesis, and Biological Properties of Kalkitoxin, a Novel Neurotoxin from the Marine Cyanobacterium *Lyngbya majuscula*, *J. Am. Chem. Soc.*, **2000**, *122*, 12041-12042.
35. Orjala, J., Nagle, D. G., Hsu, V. L. and Gerwick, W. H., Antillatoxin: An Exceptionally Ichthyotoxic Cyclic Lipopeptide from the Tropical Cyanobacterium *Lyngbya majuscula*, *J. Am. Chem. Soc.*, **1995**, *117*, 8281-8282.
36. Orjala, J., Nagle, D. G. and Gerwick, W. H., Malyngamide H, an Ichthyotoxic Amide Possessing a New Carbon Skeleton from Caribbean Cyanobacterium *Lyngbya majuscula*, *J. Nat. Prod.*, **1995**, *58*, 764-768.
37. Berman, F. W., Gerwick, W. H. and Murray, T. F., Antillatoxin and kalkitoxin,

- Ichthyotoxins from the Tropical Cyanobacterium, *Lyngbya majuscula*, Induce Distinct Temporal Patterns of NMDA Receptor-Mediated Neuro Toxicity, *Toxicon*, **1999**, *37*, 1645.
38. Luesch, H., Yoshida, W. Y., Moore, R. E., Paul, V. J. and Corbett, T. H., Total Structure Determination of Apratoxin A, a Potent Novel Cytotoxin from the Marine Cyanobacterium *Lyngbya majuscula*, *J. Am. Chem. Soc.*, **2001**, *123*, 5418-5423.
39. Gerwick, W. H., Tan, L. T. and Sitachitta, N., *Alkaloids Chem. Biol.*, Academy Press: USA, **2001**, *57*, 75-184.
40. Hooper, G. H., Orjala, J., Schatzman, R. C. and Gerwick, W. H., Carmabins A and B, New Lipopeptides from the Caribbean Cyanobacterium *Lyngbya majuscula*, *J. Nat. Prod.*, **1998**, *61*, 529-533.
41. Wan, F. and Erickson, K., Georgamide, a New Cyclic Depsipeptide with an Alkynoic Acid Residue from an Australian Cyanobacterium, *J. Nat. Prod.*, **2001**, *64*, 143-146.
42. Luesch, H., Pangillinan, R., Yoshida, W. Y., Moore, R. E. and Paul, V. J., Pitipeptolides A and B, New Cyclodepsipeptides from the Marine Cyanobacterium *Lyngbya majuscula*, *J. Nat. Prod.*, **2001**, *64*, 304-307.
43. Sitachitta, N., Williamson, R. T. and Gerwick, W. H., Yanucamides A and B, Two New Depsipeptides from an Assemblage of the Marine Cyanobacteria *Lyngbya majuscula* and *Schizothrix* Species, *J. Nat. Prod.*, **2000**, *63*, 197-200.
44. Meyer, B. N., Ferrigni, J. L., Putnam, J. E., Jacobson, L. B., Nichols, D. E. and McLaughlin, J. L., Brine Shrimp: A Convenient General Bioassay for Active Plant Constituents, *Planta Med.*, **1982**, *45*, 31-34.
45. Marfey, P., Determination of D-Amino acid. II. Use of a Bifunctional Reagent, 1,5-Difluoro-2,4-Dinitrobenzene, *Carlsberg Res. Commun.*, **1984**, *49*, 591-596.
46. Reese, M. T., Galavita, N. K., Nakao, Y., Hamann, M. T., Yoshida, W. Y.,

- Coval, S. J. and Scheuer, P. J., Kulolide: A Cytotoxic Depsipeptide from a Cephalaspidean Mollusk, *Philinopsis speciosa*, *J. Am. Chem. Soc.*, **1996**, *118*, 11081-11084.
47. Nakao, Y., Yoshida, W. Y., Szabo, C. M.; Baker, B. J. and Scheuer, P. J., More Peptides and Other Diverse Constituents of the Marine Mollusk *Philinopsis speciosa*, *J. Org. Chem.*, **1998**, *63*, 3272-3280.
48. Fernandez, R., Rodriguez, J., Quinoa, E., Riguera, R., Monoz, L., Fernandez-Suarez, M. and Debitus, C., Onchidin B: a New Cyclodepsipeptide from the Mollusc *Onchidium* sp., *J. Am. Chem. Soc.*, **1996**, *118*, 11635-11643.
49. Rodriguez, J., Fernandez, R., Quinoa, E., Riguera, R., Debitus, C. and Bouchet, P., Onchidin: A Cytotoxic Depsipeptide with C₂ Symmetry from a Marine Mollusc, *Tetrahedron Lett.*, **1994**, *35*, 9239-9242.
50. Nogle, L. M. and Gerwick, W. H., Isolation of Four New Cyclic Depsipeptides, Antanapeptins A-D, and Dolastatin 16 from a Madagascan Collection of *Lyngbya majuscula*, *J. Nat. Prod.*, **2002**, *65*, 21-24.

ศูนย์วิจัยทรัพยากร
จุฬาลงกรณ์มหาวิทยาลัย



APPENDICES

ศูนย์วิทยทรัพยากร
จุฬาลงกรณ์มหาวิทยาลัย



Figure A.1 ^1H and ^{13}C NMR Spectra of Compound A (26)




Figure A.2 DEPT Spectrum of Compound A (26)

ศูนย์วิทยทรัพยากร
จุฬาลงกรณ์มหาวิทยาลัย

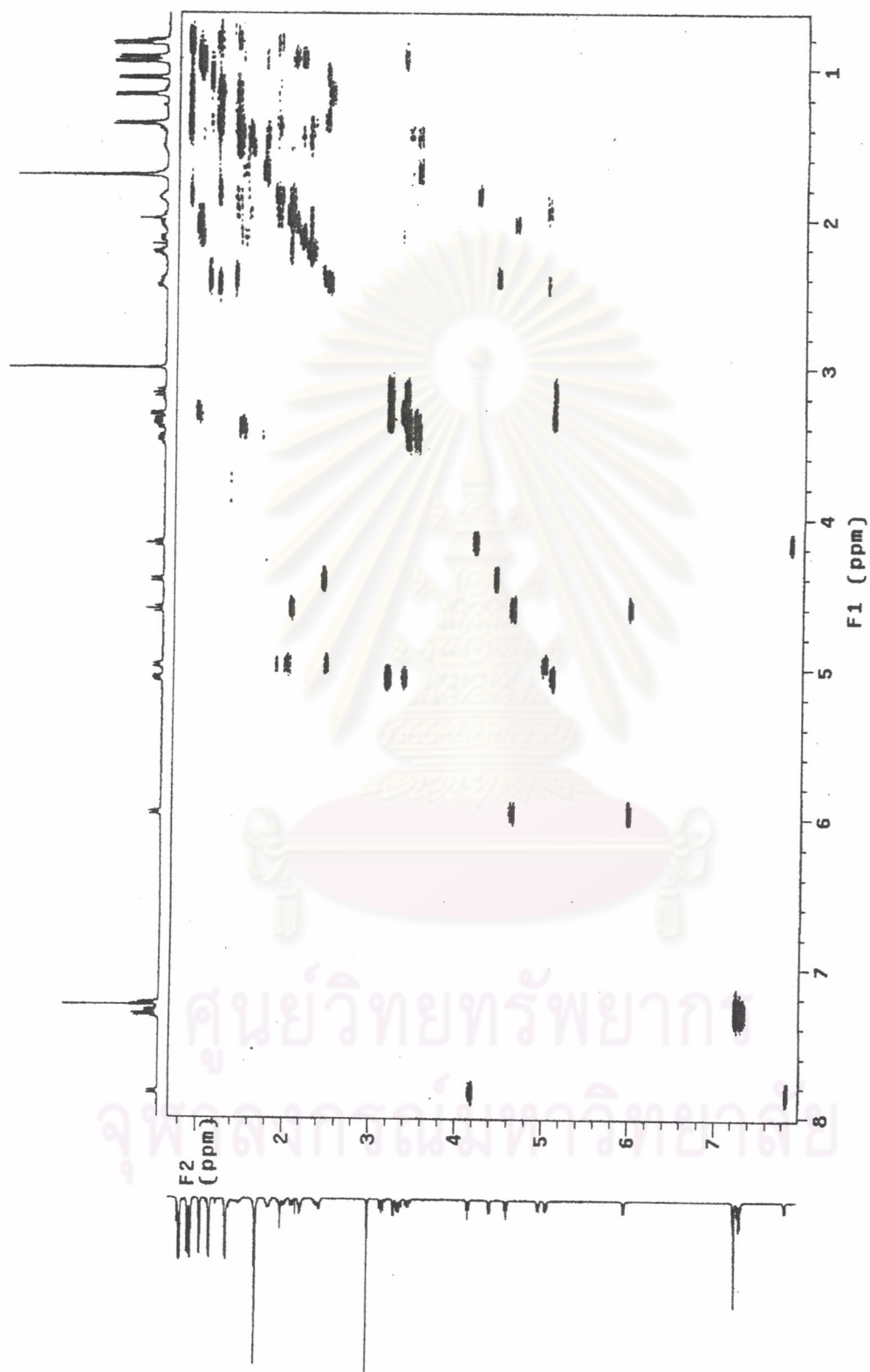


Figure A.3 ^1H - ^1H COSY Spectrum of Compound A (26)

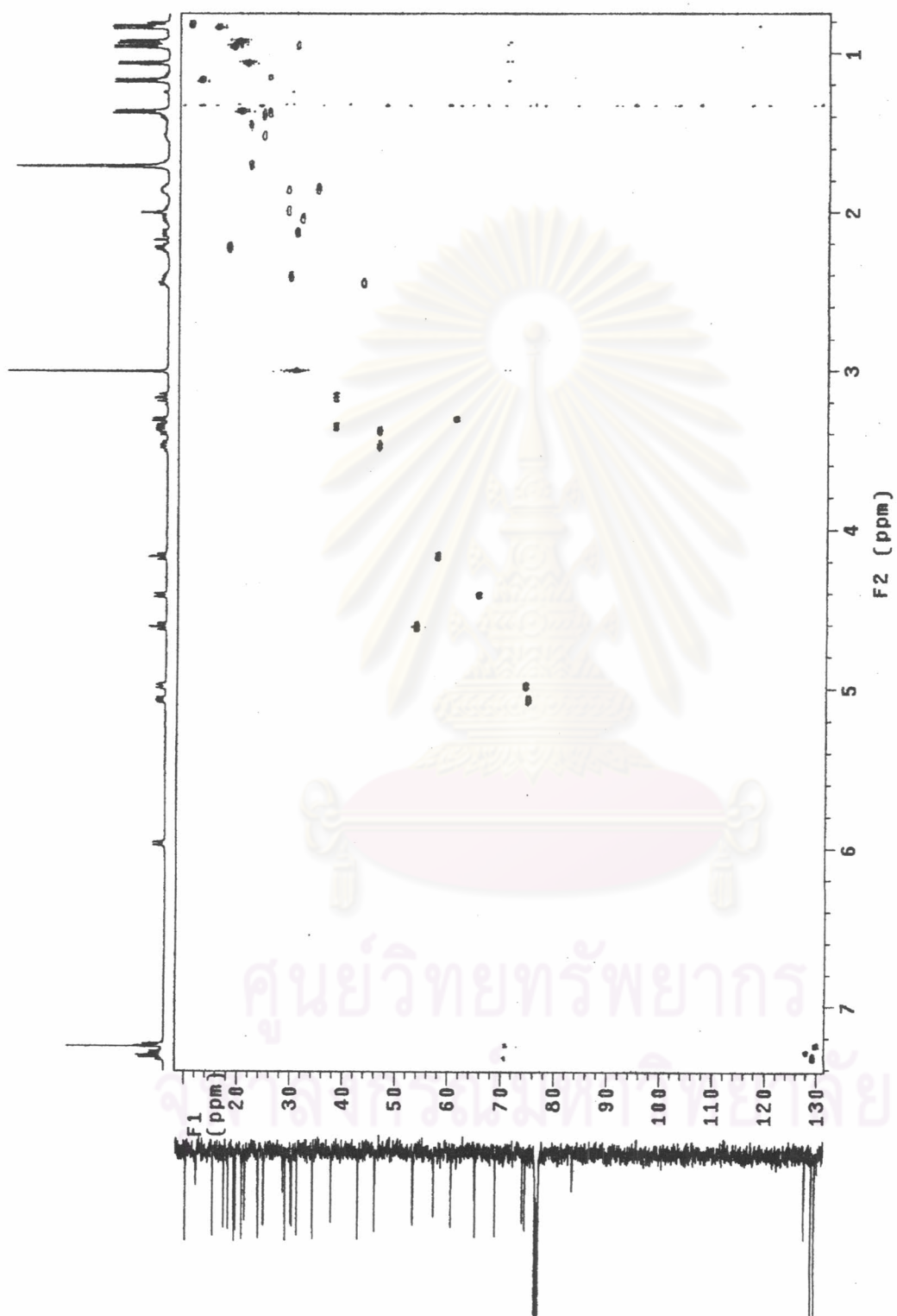


Figure A.4 HSQC of Compound A (26)

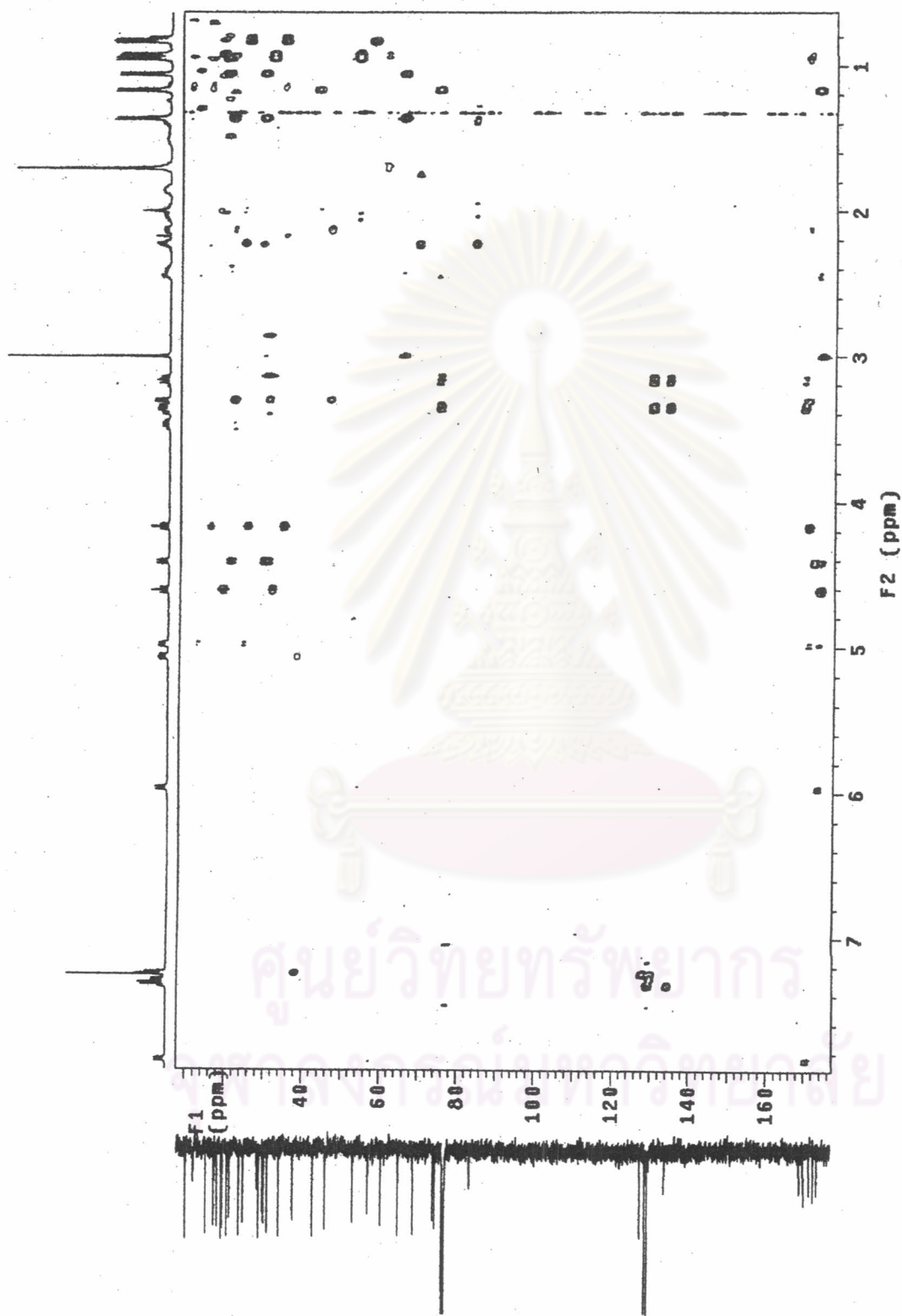


Figure A.5 HMBC of Compound A (26)




Figure A.6 ^1H -TOCSY of L-Valine in Compound A (26)




Figure A.7 ^1H -TOCSY of L-N-Methyl Valine in Compound A (26)

ศูนย์วิทยทรัพยากร
จุฬาลงกรณ์มหาวิทยาลัย




Figure A.8 ^1H -TOCSY of 3-Phenyl-lactic acid in Compound A (26)

ศูนย์วิทยทรัพยากร
จุฬาลงกรณ์มหาวิทยาลัย




Figure A.9 ^1H -TOCSY of L-Proline in Compound A (26)

ศูนย์วิทยทรัพยากร
จุฬาลงกรณ์มหาวิทยาลัย




Figure A.10 ^1H -TOCSY of L-allo-Isoleucine in Compound A (26)



Figure A.11 ^1H -TOCSY of 2-Methyl-3-Hydroxy-Octynoic acid in Compound A (26)

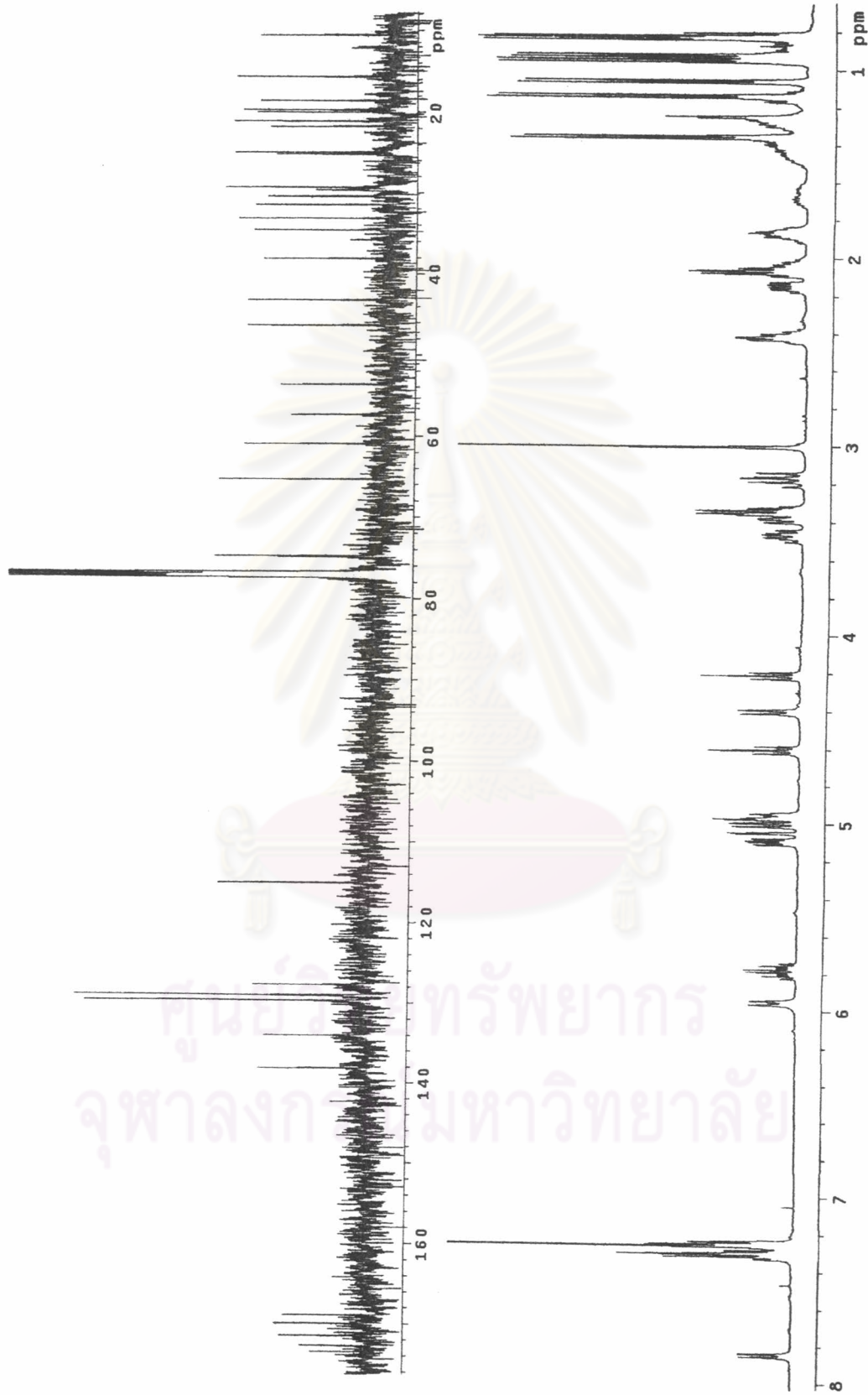


Figure A.12 ^1H and ^{13}C NMR Spectra of Compound B (27)

ศูนย์วิจัย
จุฬาลงกรณ์มหาวิทยาลัย
ทรัพยากร

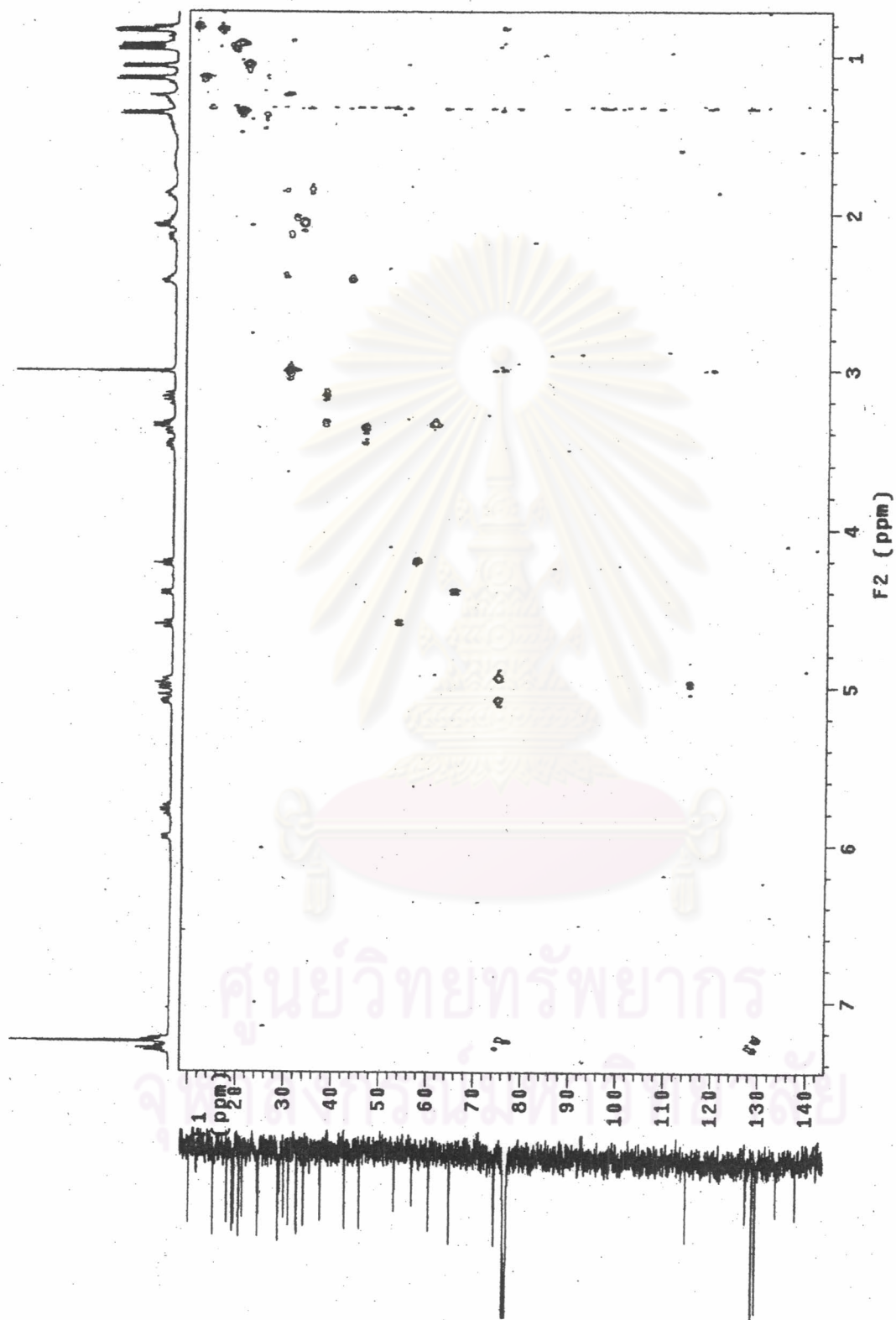


Figure A.13 HSQC of Compound B (27)

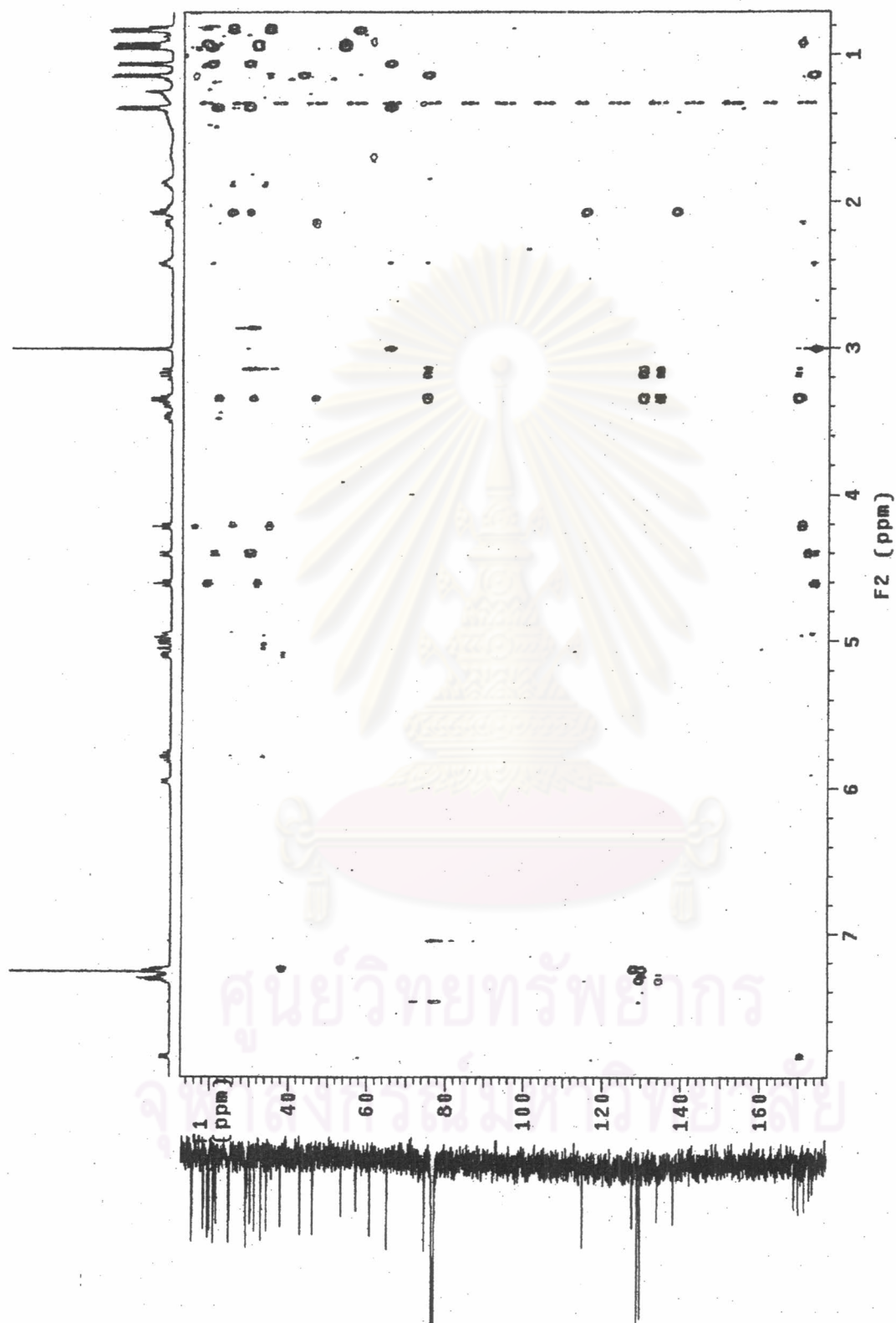


Figure A.14 HMBC of Compound B (27)




Figure A.15 ^1H and ^{13}C NMR Spectra of Compound C (28)

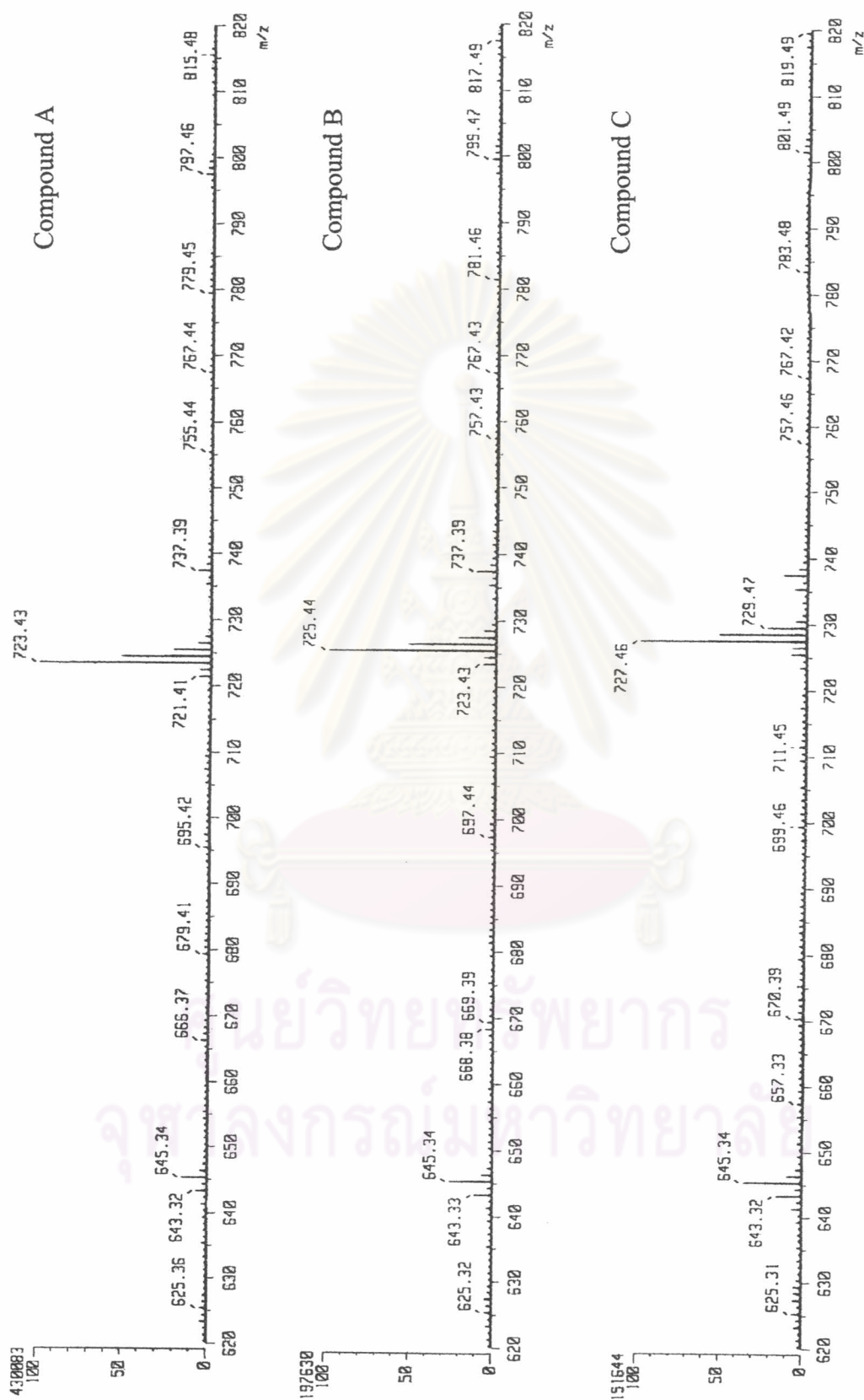


Figure A.16 HRFABMS Spectra of Compounds A (26), B (27) and C (28)

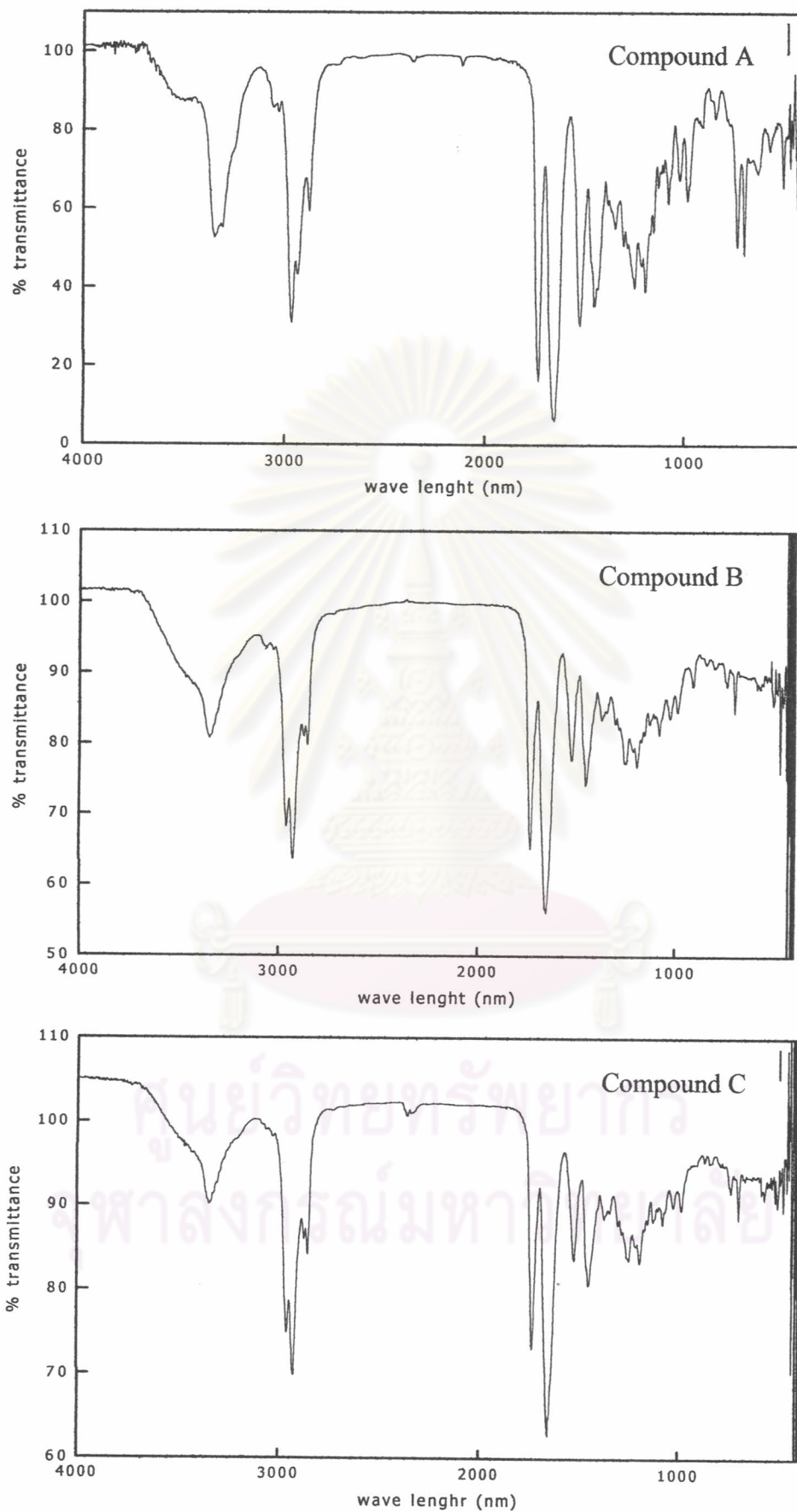


Figure A.17 IR Spectra of Compounds A (26), B (27) and C (28)

Vita

Miss Sutaporn Bunyajetpong was born on September 27, 1979 at Bangkok. She obtained Bachelor of Science, department of chemistry, Chulalongkorn University in 2000. She was admitted to the Master degree program, Organic chemistry at Chulalongkorn University in 2001. While she was studying, she received the teaching assistant scholarship from Faculty of Science, Chulalongkorn University.



ศูนย์วิทยทรัพยากร
จุฬาลงกรณ์มหาวิทยาลัย