

References

- Adegunmi, C.O., and Sofowara, E.A. 1980. Preliminary screening of some plant extracts for molluscicidal activity. *Planta Med.* 39 : 57-65.
- Ahmad, A., Khan, K.A., Ahmad, V.U., and Qazi, S. 1986. Antibacterial activity of juliflorine isolated from *Prosopis juliflora*. *Planta Med.* 52 : 285-288.
- Areerat Laorpaksa, Surattana Amnouypol, and Vichien Jongbunprasert. 1988. Preliminary study on antibacterial action of Thai medicinal plants for respiratory tract infection (I). *Th. J. Pharm. Sci.* 13 : 23-36.
- Ayafor, J.F., Sondengam, B.L., and Ngadjui, B.T. 1982. Veprisinium salt, a novel antibacterial quaternary alkaloid from *Vepris louisii*. *Planta Med.* 44 : 139-142.
- Backer, C.A., and Bakhuizen Van Den Brink, R.C. 1968. *Flora of Java* Vol. III. Netherlands : Wolters-Noordhoff N.V.-Groningen.
- Bailey, W.R., and Scott, E.G. 1974. *Diagnostic Microbiology*. 4th ed. Saint Louis : C.V. Mosby Company.
- Barry, L.A. 1976. *The antimicrobial susceptibility test : Principles and practices*. Philadelphia : Lea & Febiger.
- Bhakuni, D.S., Bittner, M., Marticorena, C., Silva, M., and Weldt, E. 1974. Screening of Chilean plants for antimicrobial activity. *Lloydia* 37 : 621-632.

- Bianchi, C., and Ceriotti, G. 1975. Chemical and pharmacological investigations of constituents of *Eleutherine bulbosa* (Miller) Urb. (Iridaceae). *J. Pharm. Sci.* 64 : 1305-8.
- Chen, Z.X., Huang, H.Z., Wang, C.R., Li, Y.H., and Ding, J.M. 1982. Studies on the active constituents of Hong Cong (rhizome of *Eleutherine americana*). *Zhongcaoyao* 12(1981) : 483-484. *Chem. Abs.* 97 : Abstracts No. 20699r.
- Chen, Z.X., Huang, H.Z., Wang, C.R., Li, Y.H., Ding J.M., et al. 1984. Hongconin, a new naphthalene derivative from the rhizome of *Eleutherine americana* (Hong-Cong). *Heterocycles* 22: 691-694.
- Clark, A.M., El-Feraly, F.S., and Li, W.Sh. 1981. Antimicrobial activity of phenolic constituents of *Magnolia grandiflora* L. *J. Pharm. Sci.* 70 : 951-952.
- Didry, N., Pinkas, M., and Dubreuil, L. 1986. Antimicrobial activity of some naphthoquinones found in plants. *Ann. Pharm. Fr.* 44(1986) : 73-78. *Chem. Abs.* 105: Abstracts No. 130608b.
- Ding, J.M., and Huang, H.Z. 1983. Preparation of Hong Cong Su tablets. *Zhongcaoyao* 13(1982) : 499-501. *Chem. Abs.* 98 : Abstracts No. 113584k.
- Dossaji, S., and Kubo, I. 1980. Quercetin 3-(2"-galloyl)glucoside, a molluscicidal flavonoid from *Polygonum senegalense*. *Phytochem.* 19 : 482.

- Hayashi, T., Smith, F.T., and Lee, K.H. 1987. Antitumor agents. 891. Psychorubrin, a new cytotoxic naphthoquinone from *Psychotria rubra* and its structure-activity relationships. *J. Med. Chem.* 30 : 2005-2008.
- Hazra, B., Saha, A.K., et al. 1987. Antiprotozoal activity of diospyrin towards *Leishmania donovani* promastigotes *in vitro*. *Trans. R. Soc. Trop. Med. Hyg.* 81 : 738-741.
- Hazra, B., Sur, P., Roy, D.K., Sur, B., and Banerjee, A. 1984. Biological activity of diospyrin towards Ehrlich Ascites Carcinoma in Swiss A mice. *Planta Med.* 50 : 295-297.
- Hill, A.W., ed. 1921-1925. *Index Kewensis supplementum VII*. Oxford : Clarendon Press.
- Hostettmann, K., Kizu, H., and Tomimori, T. 1982. Molluscicidal properties of various saponins. *Planta Med.* 44 : 34-35.
- Hussain R.A., Owegby, A.G., Parimo, P., and Waterman, P.G. 1982. Kolanone, a novel polyisoprenylated benzophenone with antimicrobial properties from the fruit of *Garcinia kola*. *Planta Med.* 44 : 78-81.
- Ikekawa, T., Lin Wang, E., Hamada, M., Takeuchi, T, and Umezawa, H. 1967. Isolation and identification of the antifungal active substance in walnuts. *Chem. Pharm. Bull.* 15(1967) : 242-245. *Chem. Abs.* 66 : Abstracts No. 102448g.

- Ishiguro, K., Yamaki, M., Kashihara, M., and Takagi, S. 1986. Sarothralen A and B, new antibiotic compounds from *Hypericum japonicum*. *Planta Med.* 52 : 288-289.
- Ishiguro, K., Yamaki, M., Kashihara, M., Takagi, S., and Isoi, K. 1990. Sorathralin G : A new antimicrobial compound from *Hypericum japonicum*. *Planta Med.* 56 : 274-276.
- Jayasuriya, H., McChesney, J.D., Swanson, S.M., and Pezzuto, J.M. 1989. Antimicrobial and cytotoxic activity of rottlerin-type compounds from *Hypericum drummondii*. *J. Nat. Prod.* 52 : 325-331.
- Kingston, D.G.I., and Rao, M.M. 1980. Isolation, Structure elucidation, and synthesis of two new cytotoxic naphthoquinones from *Tabebuia cassinoides*. *Planta Med.* 39 : 230-231.
- Komura, H., et al. 1983. New anthraquinones from *Eleutherine americana*. *Chem. Pharm. Bull.* 31 : 4206-4208.
- Kreher, B., Neszmelyi, A., Polos, K., and Wagner, H. 1989. Structure elucidation of plumbagin analogues *Dionea muscipula* and their *in vitro* immunological activity on human granulocytes and lymphocytes. *Planta Med.* 55 : 112.
- Krishnaswamy, M., and Purushothaman, P.P. 1980. Plumbagin : A study of its anticancer, antibacterial & antifungal properties. *Indian J. Exp. Biol.* 18 : 876-877.

- Kshirsagar, M.K., and Mehta, A.R. 1972. Survey of ferns in Gujarat State (India) for presence of antibacterial substances of ferns. *Planta Med.* 22 : 386-390.
- Lennette, E.H., ed. 1985. *Manual of clinical Microbiology*. 4th ed. Washington D.C. : American Society for Microbiology.
- Leung, A.Y. 1980. *Encyclopedia of common natural ingredients used in food, drugs, and cosmetics*. New York : A Wiley-Interscience publication.
- Leven, M., Vanden Berghe, D.A., Martens, F., Vlietinck, A., and Lemmens. E. 1979. Screening of higher plants for biological activities. I. Antimicrobial activity. *Planta Med.* 36 : 311-321.
- Lewis, W.H., and Elvin-Lewis, M.P.F. 1977. *Medical botany, plants affecting man's health*. New York : A Wiley-Interscience publication.
- Lorian, V., ed. 1986. *Antibiotics in laboratory medicine*. 2nd ed. Baltimor : The William & Wilkins Company.
- Mahmoud, Z.F. 1981. Antimicrobial components from *Maclura pomifera* fruit. *Planta Med.* 42 : 299-301.
- Manadilova, A.M., Adiyatova, Zh. F., and Kunaeva, R.M. 1987. Antimicrobial activity of phenolic compounds from *Artemisia sublessingiana* Kell, Krasch et Poljak. *Izv. Akad. Nauk Kaz. SSR, Ser. Biol.* 2(1987) : 26-29. *Chem. Abs.* 107 : Abstracts No. 36667q.

- Maradufu, A., and Ouma, J.H. 1978. A new chalcone as a natural molluscicidal from *Polygonum senegalense*. *Phytochem.* 17 : 823-824.
- Marhuenda Raquena, E., Garcia Gimenez, M.D. 1987. Study on the antibacterial activity of the flavonoid fraction of the flowering tops of *Ononis natrix* L. subsp. *natrix*. *Biruniya* 2 (1986) : 117-120. *Chem. Abs.* 106 : Abstracts No. 15624n.
- Mariee, N.K., Khalil, A.A., Nasser, A.A., Alhiti, M.M., and Ali, W.M. 1988. Isolation of the antimicrobial alkaloid stemmadenine from iraqi *Rhazya stricta*. *J. Nat. Prod.* 51 : 186-187.
- Marston, A., Msonthi, J.D., and Hostettmann, K. 1984. Naphthoquinones of *Diospyros usambarensis*; their molluscicidal and fungicidal activities. *Planta Med.* 50 : 279-280.
- Masuda, K., Furayana, S., Komiyama, K., and Umezawa, I. 1987. Constituents of *Tritonia crocosmaeflora*, I. Tricrozalin, A, a novel antimicrobial naphthazarin derivative. *J. Nat. Prod.* 50 : 418-421.
- McCallion, R.F., Cole, A.L.J., Walker, J.R.L., Blunt, J.W., and Munro, M.H.G. 1982. Antibiotic substances from New Zealand plants II. Polygodial, an anti-candida agent from *Pseudowintera colorata*. *Planta Med.* 44 : 134-138.

- Messana, I., Ferrari, F., and Carmo Mesquila de Araujo, M. 1987. A new isoprenylated flavone from *Brosimopsis oblongifolia*. *Planta Med.* 53 : 541-543.
- Mitscher, L.A., Leu, R.P., Bathala, MS., Wu, W.N., and Beal, J.L. 1972. Antimicrobial agents from higher plants I. Introduction, rationale, and methodology. *Lloydia* 35 : 157-166.
- Morita, H., and Itokawa, H. 1988. Cytotoxic and antifungal diterpenes the seeds of *Alpinia galanga*. *Planta Med.* 54 : 117-120.
- Oka, S. 1966. Mechanism of antimicrobial effect of various food preservatives. *Intern. Symp. Food Microbial.* 4th Goetberg, Sweden, 1964 : 3-16. *Chem. Abs.* 64 : Abstracts No. 11762a.
- Oswaldo, G. de L., Ivan, L. d' A., Gesse, M., and Maria C.N., M. 1971. Antimicrobial substances of higher plants. XXVII. Isolation of plumbagin from *Plumbago scandens*. *Rev. Inst. Antibiot.* 8(1968) : 95-7. *Chem. Abs.* 74 : Abstracts No. 39197x.
- Papageorgiou, v.P. 1977. A new pigment of *Alkanna tinctoria* having naphthoquinone structure. *Planta Med.* 31 : 390-394.
- Papageorgiou, V.P., Winkler, A., Sagredos, A.N., and Digenis, G.A. 1979. Studies on the relationship of structure to antimicrobial properties of naphthoquinones and other constituents of *Alkanna tinctoria*. *Planta Med.* 35 : 56-60.

- Perry, L.M., and Metzger, J. 1980. *Medicinal plants of East and Southeast Asia : Attributed properties and uses.* Cambridge : The MIT Press.
- Prain, D., ed. 1911-1915. *Index Kewensis supplymentum V.* Oxford : Clarendon Press.
- Pringle, C.R. 1987. Progress towards control of the acute respiratory viral diseases of childhood. *Bull. WHO* 65 : 133-137.
- Puangnoi Lohakachornpan. 1979. *Studies of antibacterial and antifungal activities of some medicinal plants.* Master's Thesis, Chulalongkorn University.
- Quisumbing, E. 1951. *Medicinal plants of the Philippines.* Manila : Bureau of Print.
- Rein, B.I., Vlad, L.A., and Aizenberg, V.L. 1967. Antimicrobial action of juglone and its derivatives. *Tr. Kishinev. Sel' sko Khoz. Inst.* 43(1966) : 203-213. *Chem. Abs.* 67 : Abstracts No. 106182j.
- Rwangabo, P.C., et al. 1988. Umuhengerin, a new antimicrobially active flavonoid from *Lantana trifolia*. *J. Nat. Prod.* 51 : 966-968.
- Schmid, H., and Ebnöther, A. 1951. Inhaltsstoffe aus *Eleutherine bulbosa* IV. *Helv. Chim. Acta.* 34 : 561-576.
- . 1951. Inhaltsstoffe aus *Eleutherine bulbosa* (Mill.) Urb.V. *Helv. Chim. Acta.* 34 : 1041-1049.

Schmid, H., Ebnöther, A., and Burger, M. 1950. Inhaltsstoffe aus *Eleutherine bulbosa* (Mill.) Urb. II. *Helv. Chim. Acta.* 33 : 609-613.

Schmid, H., Meijer, Th. M., and Ebnöther, A. 1950. Inhaltsstoffe aus *Eleutherine bulbosa* (Mill.) Urb. I. *Helv. Chim. Acta.* 33 : 595-608.

Shcherbanovskii, L.R., Nilov, G.I., Rabinovich, Z.D., and Gorina, V.A. 1972. Plant naphthoquinones as inhibitors of yeasts as well as lactic acid and acetic acid bacteria. *Rast. Resur.* 8(1972) : 112-115. *Chem. Abs.* 76 : Abstracts No. 136281u.

Smith, I., ed. 1969. *Chromatographic and electrophoretic techniques.* 3rd ed. London : William Heinemann-Medical Books. LTD.

Sophit Dhamaree and Monthira Tungayoon. 1982. *The development of Thai herbal medicine during Rattanakosin Era.* Vol. 1. Bangkok : Chulalongkorn University.

Spenser, G.F., Tjarks, L.W., England, R.E., and Seest, E.P. 1986. The effect of naturally occurring naphthoquinones on velvetleaf (*Abutilon theophrasti*) germination. *J. Nat. Prod.* 49 : 530-533.

Sundaram, B.M., Gopalakrishnan, C., Subramanian, S., Shankaranarayanan, D., Kameswaran, L. 1983. Antimicrobial activity of *Garcinia mangostana*. *Planta Med.* 48 : 59-60.

- Tem Smitinand. 1980. Thai plant names (Botanical names - vernacular names). 2nd ed. Bangkok : Funny Publishing.
- Thatree Phadungcharoen, et al. 1988. Antifungal compound from *Impatiens balsamina* Leaves. Th. J. Pharm. Sci. 13:117-126.
- Thomson, R.H. 1971. Naturally occurring quinones. 2nd ed. London : Academic Press.
- Van der Vijver, L.M., and Lotter, A.P. 1971. The constituents in the roots of *Plumbago auriculata* L. and *Plumbago zeylanica* L. responsible for antibacterial activity. *Planta Med.* 20 : 8-13.
- Vichkanova, S.A., Adgina, V.V., Goryunova, L.V., and Rubinchik, M.A. 1973. Chemotherapeutic properties of plumbagin. *Fitontsidy, Mater. Soveshch.* 1972 : 183-185. *Chem. Abs.* 78 : Abstracts No. 66906s.
- Vichkanova, S.A., Makarova, L.V., and Gordeikina, N.I. 1973. Tuberculostatic activity of preparations from plants. *Fitontsidy, Mater. Soveshch.* 1972 : 90-94. *Chem. Abs.* 78 : Abstracts No. 66905r.
- Weniger, B., Haag-Berrurier, M., Anton, R. 1982. Plants of Haiti used as antifertility agents. *J. Ethnopharmacol.* 6(1982) : 67-84. *Chem. Abs.* 97 : Abstracts No. 78755x.
- Wilson, M.E., Mizer, H.E., and Morello, J.A. 1979. *Microbiology in patient care.* 3d ed. New York : Macmillan Publishing.

World Health Organization. 1984. A programme for controlling acute respiratory infections in children : Memorandum from a WHO meeting. Bull. WHO 62 : 47-58.



ศูนย์วิทยทรัพยากร
จุฬาลงกรณ์มหาวิทยาลัย



ศูนย์วิทยทรัพยากร
จุฬาลงกรณ์มหาวิทยาลัย




Figure 1 Yellow needle crystal of EP₂

ศูนย์วิทยุทันตกรรม
จุฬาลงกรณ์มหาวิทยาลัย

Silica gel GF254 / Chloroform

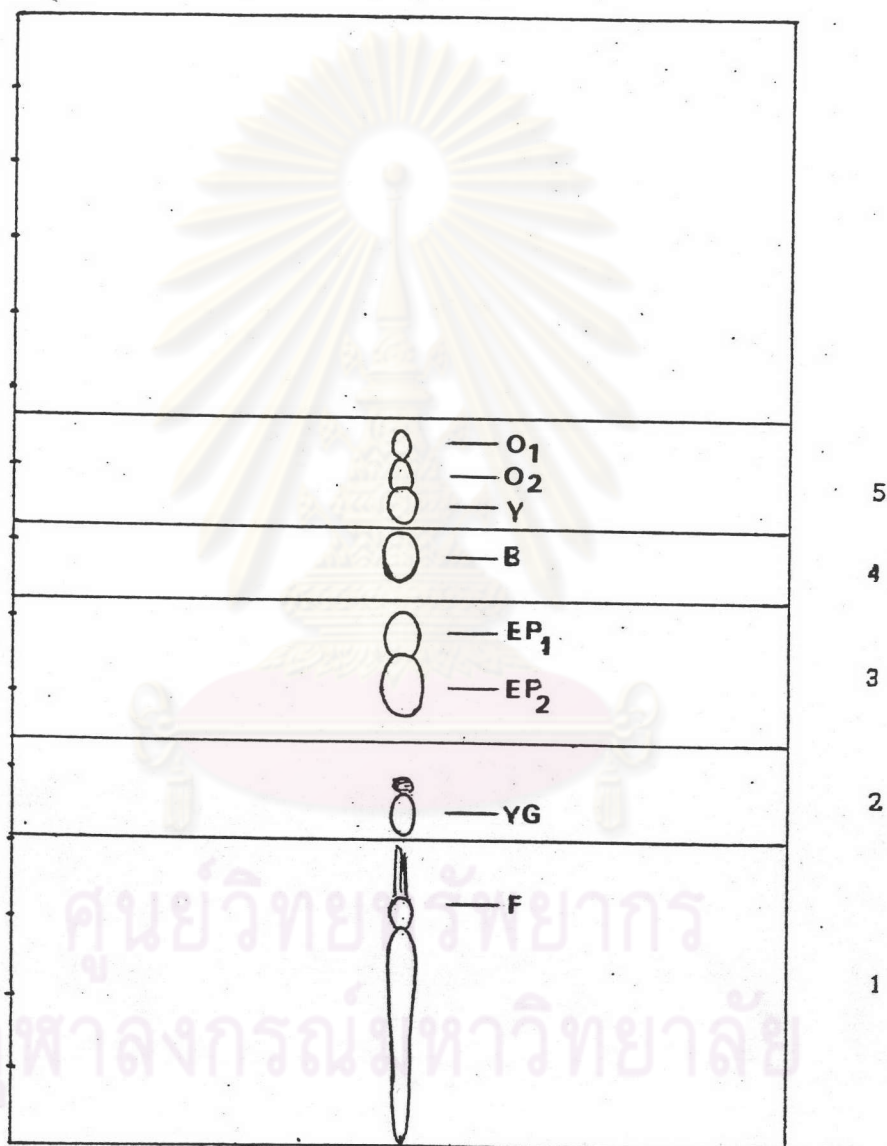


Figure 2 Thin layer chromatogram on pre-coated aluminium sheet of *Eleuterine palmiforia* (L.) Merr. petroleum ether extract

a) Silica gel G / Chloroform



Figure 3 Thin layer chromatogram of EP₂

b) Silica gel G / Chloroform : hexane (8:2)



Figure 4 Thin layer chromatogram of EP_2

c) Silica gel G / Chloroform : benzene (8:2)



Figure 5 Thin layer chromatogram of EP_2

d) Silica gel G / Benzene : acetone (9:1)



Figure 6 Thin layer chromatogram of EP₂

e) Silica gel G / Petroleum ether :
ethyl acetate : chloroform (67:33:10)



Figure 7 Thin layer chromatogram of EP₂

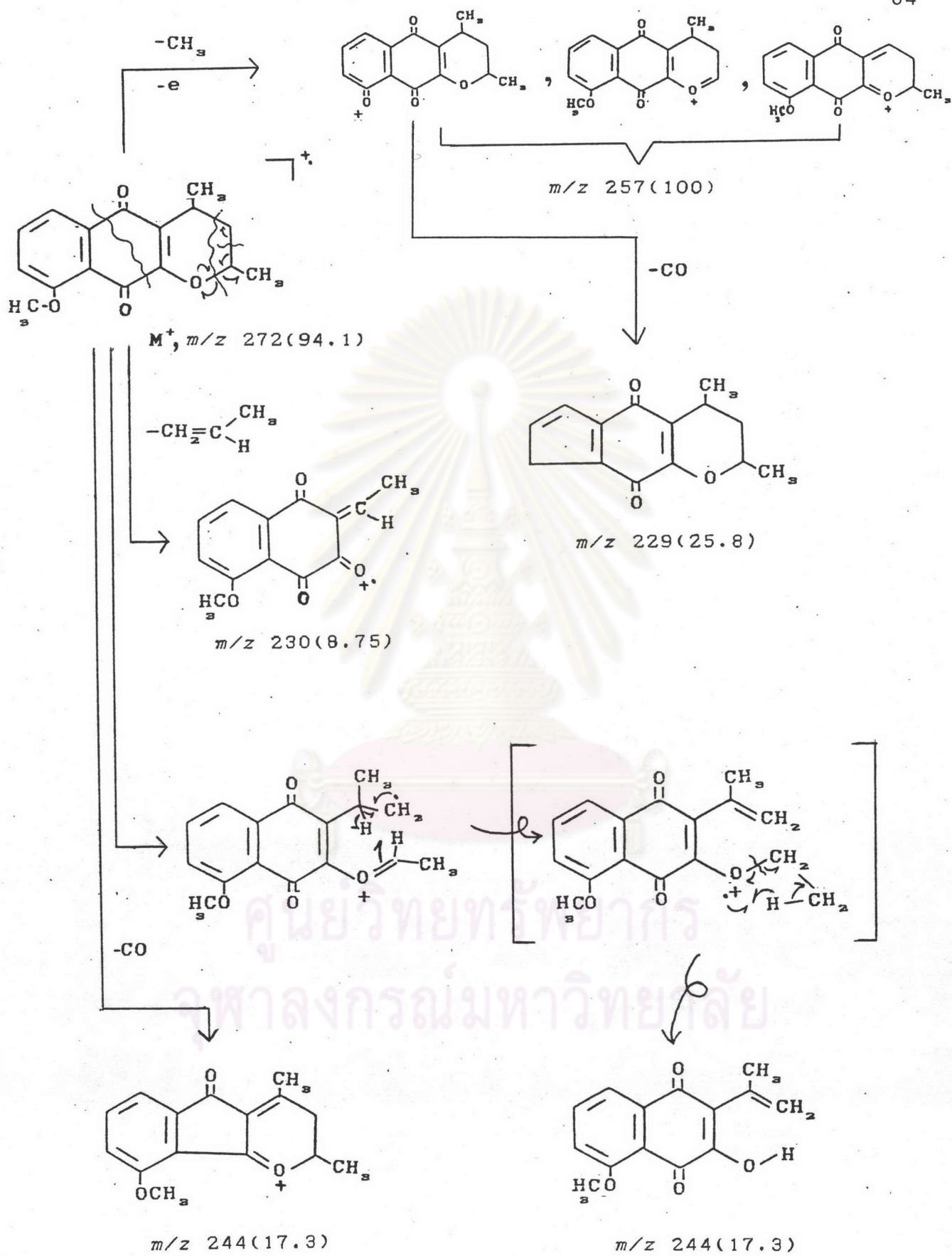
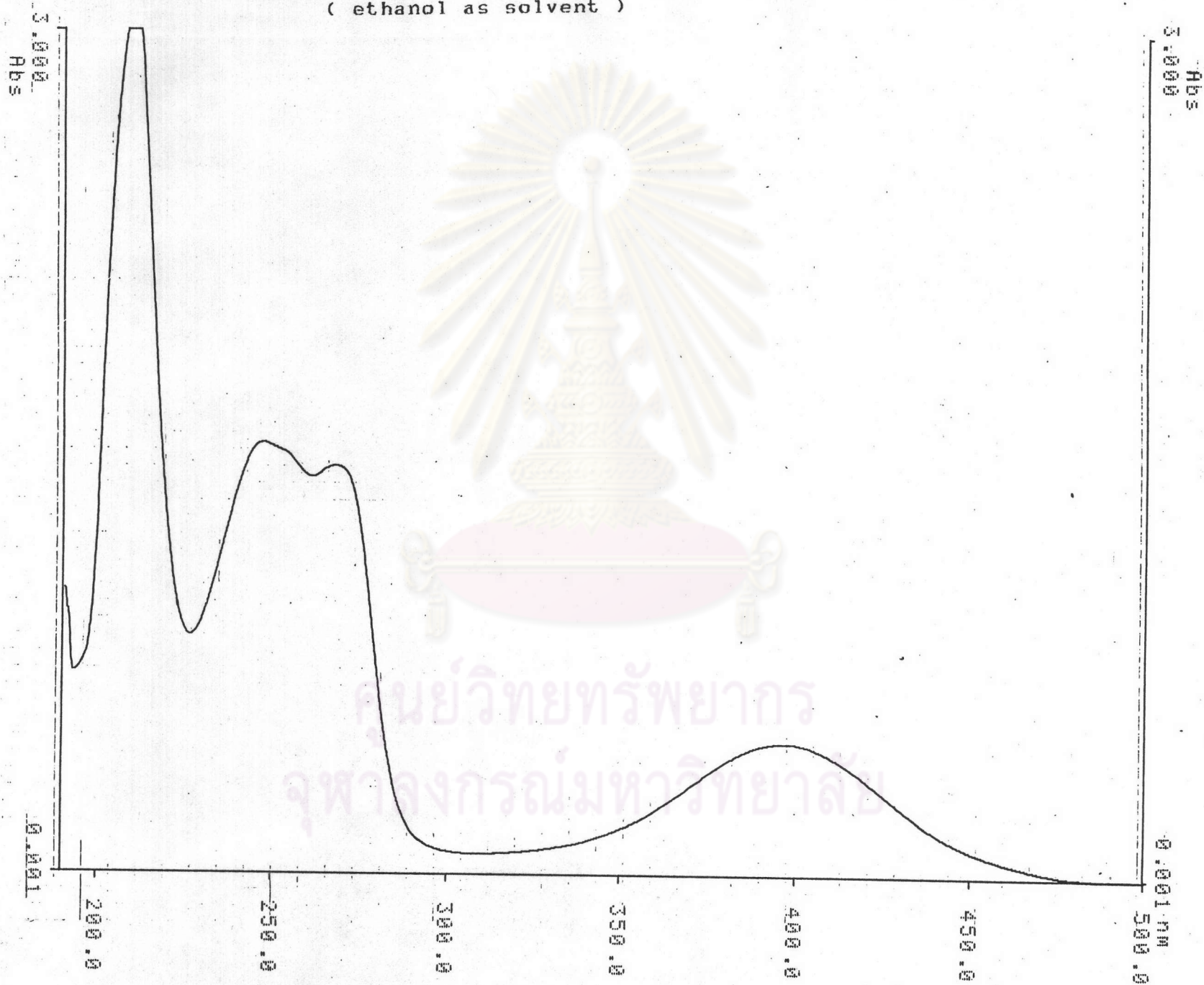


Figure VI Mass fragmentation pattern of EP₂

Figure 8 Ultraviolet absorption spectrum of EP₂
(ethanol as solvent)



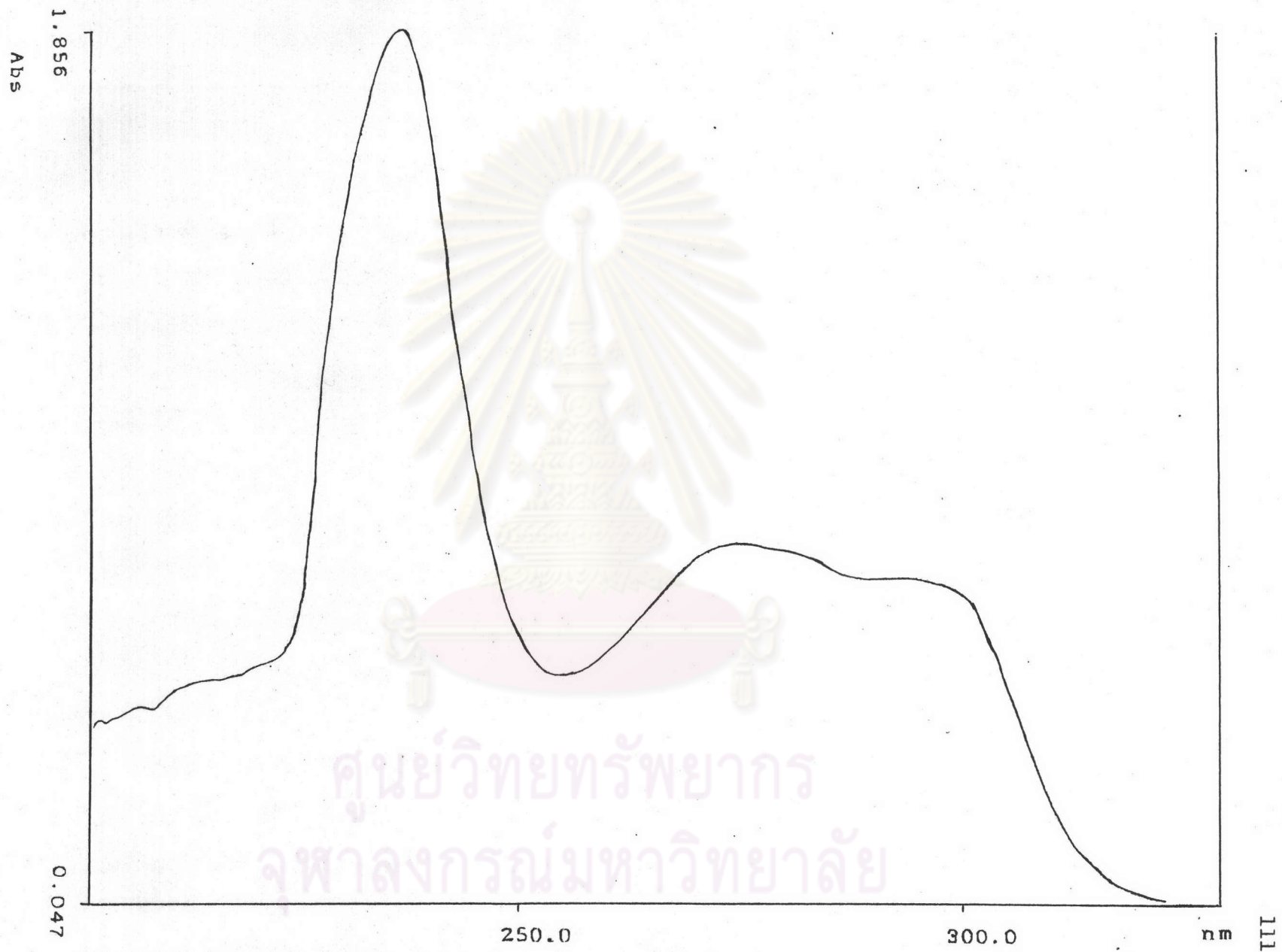


Figure 9 Ultraviolet absorption spectrum of EP₂
(methanol as solvent)

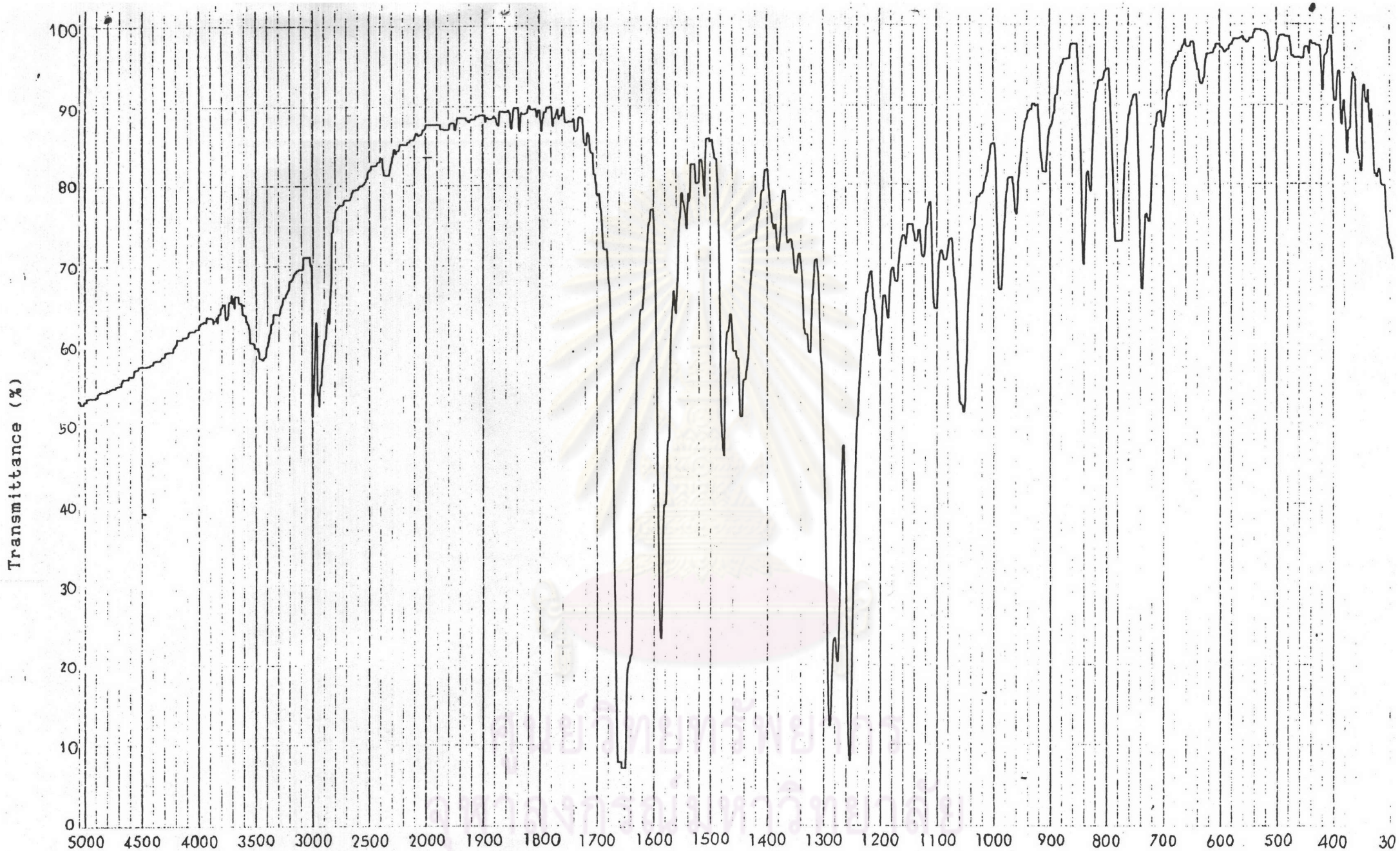


Figure 10 Infrared absorption spectrum of EP₂ (KBr disc)

Wave number (cm⁻¹)

SOLVENT CDCl_3

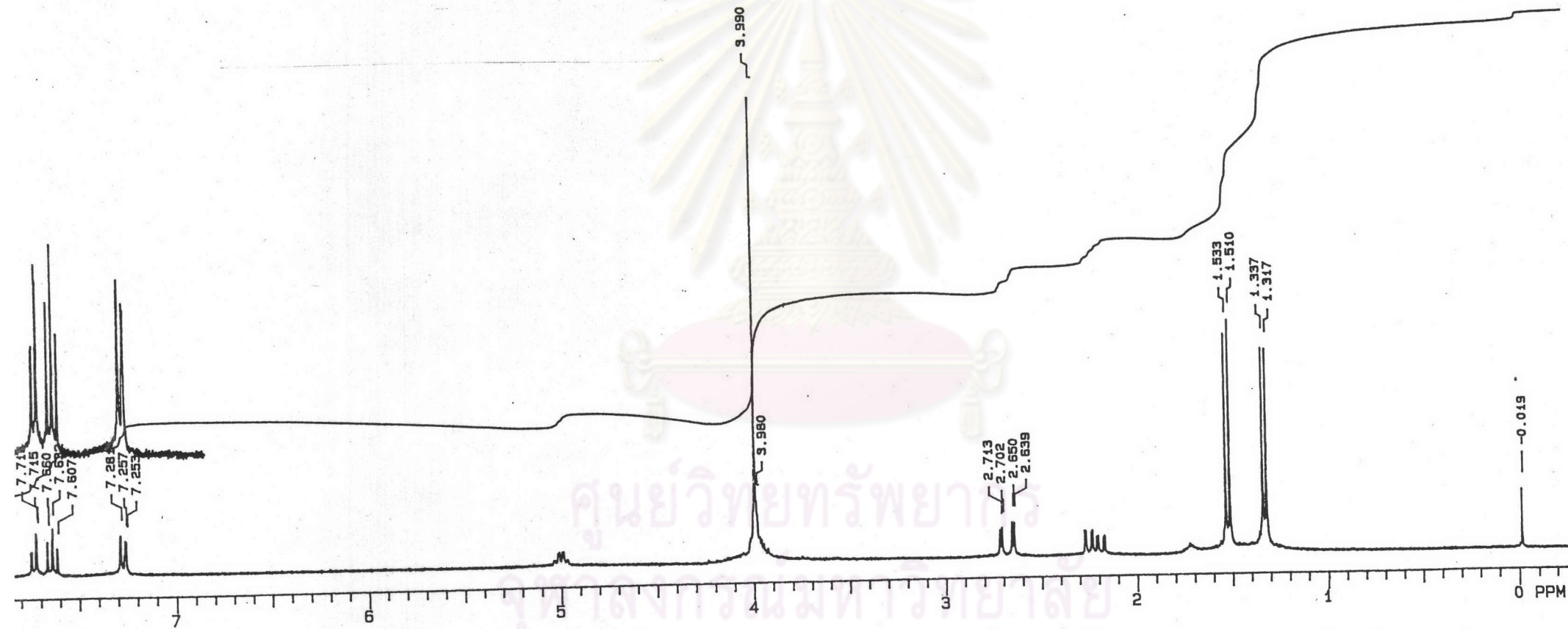
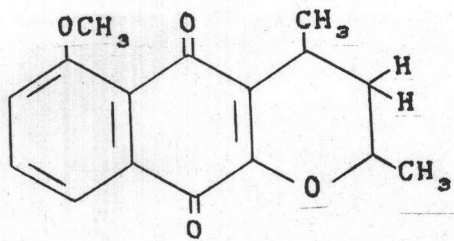


Figure 11 Proton nuclear magnetic resonance spectrum of EP₂ (TMS as internal reference)

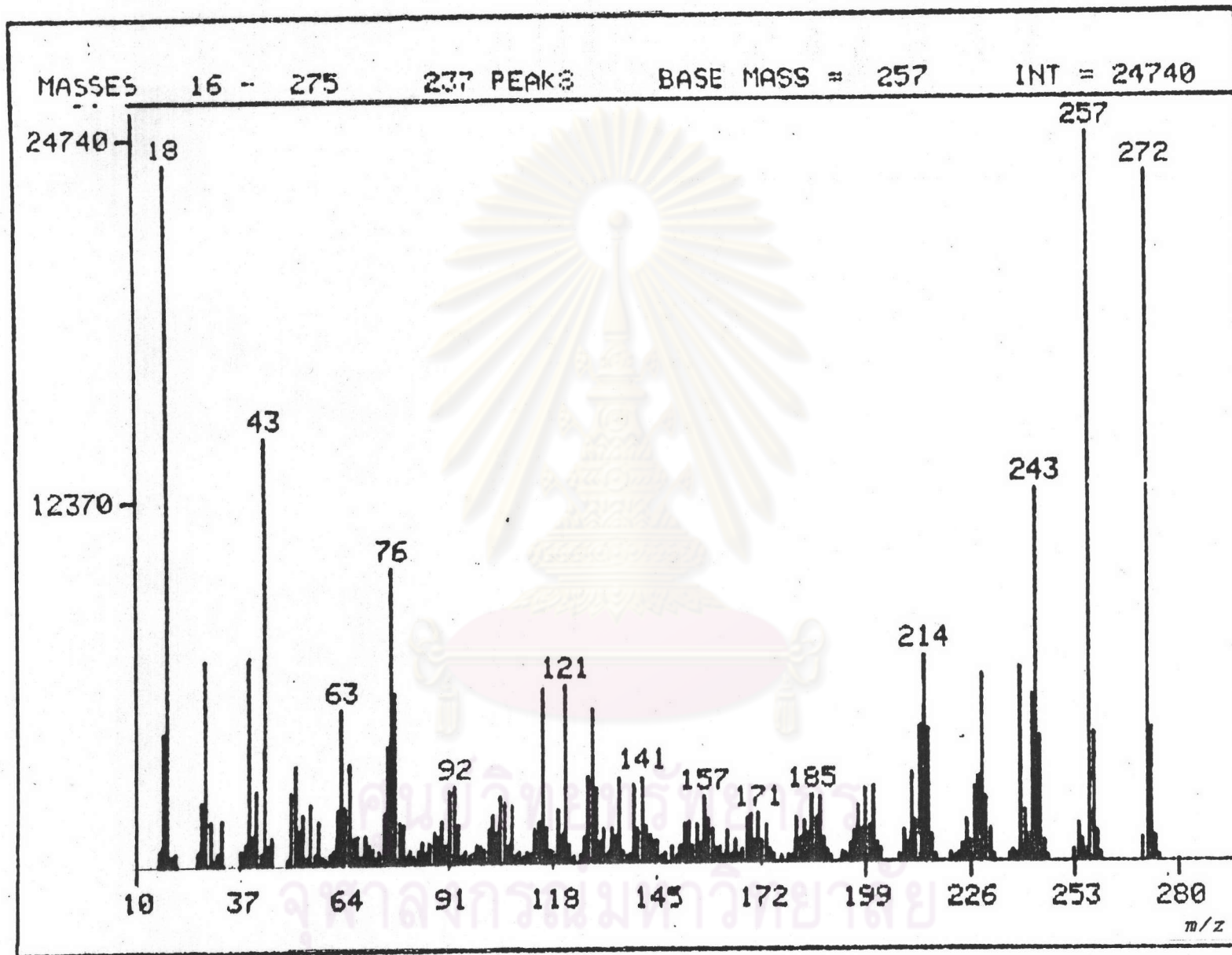


Figure 12 Mass spectrum of EP₂

Vita

Flight Lieutenant Rewadee Jhaiwattanaswat was born on September 17, 1962 in Bangkok, Thailand. She received her Bachelor of Science in Pharmacy in 1985 from the Faculty of Pharmaceutical Sciences, Chulalongkorn University.

She is now working as a pharmacist in the Division of Pharmaceutical Analysis and Research, Department of Medical Supplies, Directorate of Medical Services, Royal Thai Air Force, Thailand.



ศูนย์วิทยทรัพยากร
จุฬาลงกรณ์มหาวิทยาลัย