

## REFERENCES

- Bai, L., Masukawa, N., Yamaki, M., and Takag, S. (1998). Four stilbenoids from *Pleione bulbocodioides*. *Phytochemistry*, 48(2), 327-331.
- Bi, Z. M., Wang, Z. T., and Xu, L. S. (2004). Chemical constituents of *Dendrobium moniliforme*. *Acta Botanica Sinica*, 46(1), 124-126.
- Chang, C. C., Ku, A. F., Tseng, Y. Y., Yang, W. B., Fang, J. M., and Wong, C. H. (2010). 6, 8-Di-C-glycosyl flavonoids from *Dendrobium huoshanense*. *Journal of Natural Products*, 73(2), 229-232.
- Chang, S. J., Lin, T. H., and Chen, C. C. (2001). Constituents from the stems of *Dendrobium clavatum* var. *aurantiacum*. *Journal of Chinese Medicine*, 12(3), 211-218.
- Chansriniyom, C., Ruangrunsi, N., Lipipun, V., Kumamoto, T., and Ishikawa, T. (2009). Isolation of acridone alkaloids and *N*-[(4-monoterpenyloxy)phenylethyl]-substituted sulfur-containing propanamide derivatives from *Glycosmis parva* and their anti-herpes simplex virus activity. *Chemical and Pharmaceutical Bulletin*, 57(11), 1246-1250.
- Chanvorachote, P., Kowitdamrong, A., Ruanghirun, T., Sritularak, B., Mungmee, C., and Likhitwitayawuid, K. (2013). Anti-metastatic activities of bibenzyls from *Dendrobium pulchellum*. *Natural product communications*, 8(1), 115-118.
- Chattopadhyay, D., and Khan, M. T. H. (2008). Ethnomedicines and ethnomedicinal phytophores against herpesviruses. *Biotechnology Annual Review*, 14, 297-348.
- Chen, C. C., Wu, L. G., Ko, F. N., and Teng, C. M. (1994). Antiplatelet aggregation principles of *Dendrobium loddigesii*. *Journal of Natural Products*, 57(9), 1271-1274.
- Chen, X. J., Mei, W. L., Zuo, W. J., Zeng, Y. B., Guo, Z. K., Song, X. Q., et al. (2013). A new antibacterial phenanthrenequinone from *Dendrobium sinense*. *Journal of Asian Natural Products Research*, 15(1), 67-70.
- Chen, Y., Li, Y., Qing, C., Zhang, Y., Wang, L., and Liu, Y. (2008b). 1,4,5-Trihydroxy-7-methoxy-9H-fluoren-9-one, a new cytotoxic compound from *Dendrobium chrysotoxum*. *Food Chemistry*, 108(3), 973-976.
- Chen, Y., Liu, Y., Jiang, J., Zhang, Y., and Yin, B. (2008c). Dendronone, a new phenanthrenequinone from *Dendrobium cariniferum*. *Food Chemistry*, 111(1), 11-12.



- Du, Q., Jerz, G., and Winterhalter, P. (2005). Preparation of three flavonoids from the bark of *Salix alba* by high-speed countercurrent chromatographic separation. *Journal of Liquid Chromatography & Related Technologies*, 27(20), 3257-3264.
- Fan, C. G., Wang, W., Wang, Y., Qin, G. W., and Zhao, W. (2001). Chemical constituents from *Dendrobium densiflorum*. *Phytochemistry*, 57(8), 1255-1258.
- Fan, W. W., Xu, F. Q., Dong, F. W., Li, X. N., Li, Y., Liu, Y. Q., et al. (2013). Dendrowardol C, a novel sesquiterpenoid from *Dendrobium wardianum* Warner. *Natural Products and Bioprospecting*, 3(3), 89-92.
- Gawell, L., and Leander, K. (1976). The constitution of aduncin, a sesquiterpene related to picrotoxinin, found in *Dendrobium aduncum*. *Phytochemistry*, 15, 1991-1992.
- Golstein, P., and Kroemer, G. (2007). Cell death by necrosis: towards a molecular definition. *Trends in Biochemical Sciences*, 32(1), 37-43.
- Gong, Y. Q., Fan, Y., Wu, D. Z., Yang, H., Hu, Z. B., and Wang, Z. T. (2004). In vivo and in vitro evaluation of erianin, a novel anti-angiogenic agent. *European Journal of Cancer*, 40(10), 1554-1565.
- Hanahan, D., and Weinberg, R. A. (2000). The hallmarks of cancer. *Cell*, 100, 57-70.
- Honda, C., and Yamaki, M. (2000). Phenanthrenes from *Dendrobium plicatile*. *Phytochemistry*, 53, 987-990.
- Hossain, M. M. (2011). Therapeutic orchids: traditional uses and recent advances. *Fitoterapia*, 82(2), 102-140.
- Hu, J. M., Chen, J. J., Yu, H., Zhao, Y. X., and Zhou, J. (2008a). Five new compounds from *Dendrobium longicornu*. *Planta Medica*, 74, 535-539.
- Hu, J. M., Chen, J. J., Yu, H., Zhao, Y. X., and Zhou, J. (2008b). Two novel bibenzyls from *Dendrobium trigonopus*. *Journal of Asian Natural Products Research*, 10(7-8), 653-657.
- Hu, J. M., Fan, W. W., Dong, F. W., Miao, Z. H., and Zhou, J. (2012). Chemical components of *Dendrobium chrysotoxum*. *Chinese Journal of Chemistry*, 30(6), 1327-1330.
- Hu, J. M., Zhao, Y. X., Miao, Z. H., and Zhou, J. (2009). Chemical components of *Dendrobium polyanthum*. *Bulletin of the Korean Chemical Society*, 30(9), 2098-2010.
- Hwang, J. S., Lee, S. A., Hong, S. S., Han, X. H., Lee, C., Kang, S. J., et al. (2010). Phenanthrenes from *Dendrobium nobile* and their inhibition of the LPS-induced production of nitric oxide in macrophage RAW 264.7 cells. *Bioorganic Medicinal Chemistry Letters*, 20(12), 3785-3787.

- Ito, M., Matsuzaki, K., Wang, J., Daikonya, A., Wang, N. L., Yao, X. S., *et al.* (2010). New phenanthrenes and stilbenes from *Dendrobium loddigesii*. *Chemical & Pharmaceutical Bulletin*, 58, 628-633.
- Katerere, D. R., Gray, A. I., Nash, R. J., and Waigh, R. D. (2012). Phytochemical and antimicrobial investigations of stilbenoids and flavonoids isolated from three species of Combretaceae. *Fitoterapia*, 83(5), 932-940.
- Khan, M. T. H., Ather, A., Thompson, K. D., and Gambari, R. (2005). Extracts and molecules from medicinal plants against herpes simplex viruses. *Antiviral Research*, 67(2), 107-119.
- Kim, H. Y., Jung, S. K., Byun, S., Son, J. E., Oh, M. H., Lee, J., *et al.* (2013). Raf and PI3K are the molecular targets for the anti-metastatic effect of luteolin. *Phytotherapy Research*, 27(10), 1481-1488.
- Kowitdamrong, A., Chanvorachote, P., Sritularak, B., and Pongrakhananon, V. (2013). Moscatilin inhibits lung cancer cell motility and invasion via suppression of endogenous reactive oxygen species. *BioMed Research International*, 1-11.
- Kuo, Y. H., Lee, P. H., and Wein, Y. S. (2002). Four new compounds from the seeds of *Cassia fistula*. *Journal of Natural Products*, 65, 1165-1167.
- Li, J. T., Yin, B. L., Liu, Y., Wang, L. Q., and Chen, Y. G. (2009d). Mono-aromatic constituents of *Dendrobium longicornu*. *Chemistry of Natural Compounds*, 45(2), 234-236.
- Li, Y., Wang, C. L., Guo, S. X., Yang, J. S., and Xiao, P. G. (2008). Two new compounds from *Dendrobium candidum*. *Chemical & Pharmaceutical Bulletin*, 56, 1477-1479.
- Li, Y., Wang, C. L., Wang, F. F., Dong, H. L., Guo, S. X., Yang, J. S., *et al.* (2010). Phenolic components and flavanones from *Dendrobium candidum*. *Chinese Pharmaceutical Journal*, 45(13), 975-979.
- Li, Y., Wang, C. L., Wang, Y. J., Guo, S. X., Yang, J. S., Chen, X. M., *et al.* (2009a). Three new bibenzyl derivatives from *Dendrobium candidum*. *Chinese Pharmaceutical Journal*, 57(2), 218—219.
- Li, Y., Wang, C. L., Wang, Y. J., Wang, F. F., Guo, S. X., Yang, J. S., *et al.* (2009b). Four new bibenzyl derivatives from *Dendrobium candidum*. *Chemical & Pharmaceutical Bulletin*, 57(9), 997-999.
- Li, Y. M., Wang, H. Y., and Liu, G. Q. (2001). Erianin induces apoptosis in human leukemia HL-60 cells. *Acta Pharmacologica Sinica*, 22(11), 1018-1022.
- Li, Y. P., Qing, C., Fang, T. T., Liu, Y., and Chen, Y. G. (2009c). Chemical constituents of *Dendrobium chrysotoxum*. *Chemistry of Natural Compounds*, 45(3), 414-416.

- Lin, T. H., Chang, S. J., Chen, C. C., Wang, J. P., and Tsao, L. T. (2001). Two phenanthraquinones from *Dendrobium moniliforme*. *Journal of Natural Products*, 64(8), 1084-1086.
- Lipipun, V., Kurokawa, M., Suttisri, R., Taweechotipatr, P., Pramyothin, P., Hattori, M., et al. (2003). Efficacy of Thai medicinal plant extracts against herpes simplex virus type 1 infection in vitro and in vivo. *Antiviral Research*, 60(3), 175-180.
- Liu, M. F., Han, Y., Xing, D. M., Shi, Y., Xu, L. Z., Du, L. J., et al. (2004). A new stilbenoid from *Arundina graminifolia*. *Journal of Asian Natural Products Research*, 6(3), 229-232.
- Liu, Y., Jiang, J. H., Yin, B. L., and Chen, Y. G. (2009b). Chemical constituents of *Dendrobium cariniferum*. *Chemistry of Natural Compounds*, 45(2), 237-238.
- Liu, Y., Jiang, J. H., Zhang, Y., and Chen, Y. G. (2009a). Chemical constituents of *Dendrobium aurantiacum* var. *denneanum*. *Chemistry of Natural Compounds*.
- Liu, Y. L., Ho, D. K., and Cassady, J. M. (1992). Isolation of potential cancer chemopreventive agents from *Eriodictyon Californicum*. *Journal of Natural Products*, 55(3), 357-363.
- Ma, G. X., Wang, T. S., Yin, L., Pan, Y., Xu, G. J., and Xu, L. S. (1998). Studies on chemical constituents of *Dendrobium chryseum*. *Journal of Chinese Pharmaceutical Sciences*, 7(1), 52-54.
- Majumder, P. L., and Chatterjee, S. (1989). Crepidatin, a bibenzyl derivative from the orchid *Dendrobium crepidatum*. *Phytochemistry*, 28(7), 1986-1988.
- Majumder, P. L., Guha, S., and Pal, S. (1999). Bibenzyl derivatives from the orchid *Dendrobium amoenum*. *Phytochemistry*, 52, 1365-1369.
- Majumder, P. L., and Pal, S. (1992). Rotundatin, a new 9,10-dihydrophenanthrene derivative from *Dendrobium rotundatum*. *Phytochemistry*, 31(9), 3225-3228.
- Majumder, P. L., and Pal, S. (1993). Cumulatin and tristin, two bibenzyl derivatives from the orchids *Dendrobium cumulatum* and *Bulbophyllum triste*. *Phytochemistry*, 32, 1561-1565.
- Majumder, P. L., and Sen, R. C. (1987). Moscatilin, a bibenzyl derivative from the orchid *Dendrobium moscatum*. *Phytochemistry*, 26(7), 2121-2124.
- Martha, R. (2010). Orchids: A review of uses in traditional medicine, its phytochemistry and pharmacology. *Journal of Medicinal Plants Research*, 4(8), 592-638.
- Miyazawa, M., Shimamura, H., Nakamura, S. I., and Kameoka, H. (1997). Antimutagenic activity of gigantol from *Dendrobium nobile*. *Journal of Agricultural and Food Chem*, 45, 2849-2853.

- Mori, S., Chang, J. T., Andrechek, E. R., Matsumura, N., Baba, T., Yao, G., *et al.* (2009). Anchorage-independent cell growth signature identifies tumors with metastatic potential. *Oncogene*, 28(31), 2796-2805.
- National Cancer Institute. (2008). General Knowledge of Cancer [online]. Available from: [http://www.nci.go.th/en/Knowledge/index\\_general.html](http://www.nci.go.th/en/Knowledge/index_general.html) [2013, August 29].
- O'Brien, J., Wilson, I., Orton, T., and Pognan, F. (2000). Investigation of the Alamar Blue (resazurin) fluorescent dye for the assessment of mammalian cell cytotoxicity. *European Journal of Biochemistry*, 267, 5421-5426.
- Owen, R. W., Haubner, R., Mier, W., Giacosa, A., Hull, W. E., Spiegelhalder, B., *et al.* (2003). Isolation, structure elucidation and antioxidant potential of the major phenolic and flavonoid compounds in brined olive drupes. *Food and Chemical Toxicology*, 41(5), 703-717.
- Pan, H., Chen, B., Li, F., and Wang, M. (2012). Chemical constituents of *Dendrobium denneanum*. *Chemical Journal Application Environment Biology*, 18, 378-380.
- Park, Y., Moon, B. H., Lee, E., Lee, Y., Yoon, Y., Ahn, J. H., *et al.* (2007). <sup>1</sup>H and <sup>13</sup>C-NMR data of hydroxyflavone derivatives. *Magnetic Resonance in Chemistry*, 45(8), 674-679.
- Phechrmeekha, T., Sritularak, B., and Likhitwitayawuid, K. (2012). New phenolic compounds from *Dendrobium capillipes* and *Dendrobium secundum*. *Journal of Asian Natural Products Research*, 14(8), 748-754.
- Qin, X. D., Qu, Y., Ning, L., Liu, J. K., and Fan, S. K. (2011). A new picrotoxane-type sesquiterpene from *Dendrobium findlayanum*. *Journal of Asian Natural Products Research*, 13(11), 1047-1050.
- Reed, J. C. (2000). Mechanisms of apoptosis. *American Journal of Pathology*, 157(5), 1415-1430.
- Seidenfaden, G. (1997). *Contributions to the orchid flora of Thailand XIII* (Vol. 13): Olsen & Olsen.
- Shanmugathan, M., and Jothy, S. (2000). Apoptosis, anoikis and their relevance to the pathobiology of colon cancer. *Pathology International*, 50, 273-279.
- Shu, Y., Zhang, D. M., and Guo, S. X. (2004). A new sesquiterpene glycoside from *Dendrobium nobile* Lindl. *Journal of Asian Natural Products Research*, 6(4), 311-314.
- Slade, D., Ferreira, D., and Marais, J. P. J. (2005). Circular dichroism, a powerful tool for the assessment of absolute configuration of flavonoids. *Phytochemistry*, 66, 2177-2215.



- Smitinand, T. (2001). *Thai plant names (botanical names-vernacular names)* (2<sup>nd</sup> ed.). Bangkok: The Forest Herbarium, Royal Forest Department.
- Sritularak, B., Anuwat, M., and Likhitwitayawuid, K. (2011a). A new phenanthrenequinone from *Dendrobium draconis*. *Journal of Asian Natural Products Research*, 13, 251-255.
- Sritularak, B., Duangrak, N., and Likhitwitayawuid, K. (2011b). A new bibenzyl from *Dendrobium secundum*. *Z. Naturforsch*, 66, 205-208.
- Sritularak, B., and Likhitwitayawuid, K. (2009). New bisbibenzyls from *Dendrobium falconeri*. *Helvetica Chimica Acta*, 92(4), 740-744.
- Talapatra, B., Das, A. K., and Talapatra, S. K. (1989). Defuscin, a new phenolic ester from *Dendrobium fuscescens*: conformation of a shikimic acid. *Phytochemistry*, 28(1), 290-292.
- The Botanical Garden Organization. (2011). Ueang thong [online]. Available from: [http://www.qsbg.org/database/botanic\\_book%20full%20option/search\\_detail.asp?botanic\\_id=1937](http://www.qsbg.org/database/botanic_book%20full%20option/search_detail.asp?botanic_id=1937) [2013, August 29].
- Veerraju, P., Rao, N. S. P., Rao, L. J., Rao, K. V. J., and Rao, P. R. M. (1989). Amoenumin, a 9,10-dihydro-5H-phenanthro-(4,5-b,c,d)-pyran from *Dendrobium amoenum*. *Phytochemistry*, 28(3), 950-951.
- Venkateswarlu, S., Raju, M. S. S., and Subbaraju, G. V. (2002). Synthesis and biological activity of isoamoenylin, a metabolite of *Dendrobium amoenum*. *Bioscience Biotechnology Biochemistry*, 66(10), 2236-2238.
- Wang, H., Zhao, T., and Che, C. T. (1985). Dendrobine and 3-hydroxy-2-oxodendrobine from *Dendrobium nobile*. *Journal of Natural Products*, 48(5), 796-801.
- Wang, L., Zhang, C. F., Wang, Z. T., Zhang, M., and Xu, L. S. (2009). Five new compounds from *Dendrobium crystallinum*. *Journal of Asian Natural Products Research*, 11(11), 903-911.
- Wang, Q., Gong, Q., Wu, Q., and Shi, J. (2010). Neuroprotective effects of *Dendrobium* alkaloids on rat cortical neurons injured by oxygen-glucose deprivation and reperfusion. *Phytomedicine*, 17(2), 108-115.
- Xiong, L., Cao, Z. X., Peng, C., Li, X. H., Xie, X. F., Zhang, T. M., et al. (2013). Phenolic glucosides from *Dendrobium aurantiacum* var. *denneanum* and their bioactivities. *Molecules*, 18(6), 6153-6160.
- Yamaki, M., and Honda, C. (1996). The stilbenoids from *Dendrobium plicatile*. *Phytochemistry*, 43(1), 207-208.

- Yang, H., Chou, G. X., Wang, Z. T., Guo, Y. W., Hu, Z. B., and Xu, L. S. (2004). Two new compounds from *Dendrobium chrysotoxum*. *Helvetica Chimica Acta*, 87(2), 394-399.
- Yang, H., Sung, S. H., and Kim, Y. C. (2007). Antifibrotic phenanthrenes of *Dendrobium nobile* stems. *Journal of Natural Products*, 70(12), 1925-1929.
- Yang, L., Qin, L. H., Bligh, S. W., Bashall, A., Zhang, C. F., Zhang, M., et al. (2006b). A new phenanthrene with a spiro lactone from *Dendrobium chrysanthum* and its anti-inflammatory activities. *Bioorganic & Medicinal Chemistry*, 14(10), 3496-3501.
- Yang, L., Wang, Z., and Xu, L. (2006a). Phenols and a triterpene from *Dendrobium aurantiacum* var. *denneanum* (Orchidaceae). *Biochemical Systematics and Ecology*, 34(8), 658-660.
- Ye, Q., Qin, G., and Zhao, W. (2002b). Immunomodulatory sesquiterpene glycosides from *Dendrobium nobile*. *Phytochemistry*, 61, 885-890.
- Ye, Q., and Zhao, W. (2002a). New alloaromadendrane, cadinene and cyclocopacamphane type sesquiterpene derivatives and bibenzyls from *Dendrobium nobile*. *Planta Medica*, 68(8), 723-729.
- Ye, Q. H., Zhao, W. M., and Qin, G. W. (2004). Lignans from *Dendrobium chrysanthum*. *Journal of Asian Natural Products Research*, 6(1), 39-43.
- Zhang, C. F., Wang, M., Wang, L., Iinuma, M., Zhang, M., Xu, L. S., et al. (2008a). Chemical constituents of *Dendrobium gratiosissimum* and their cytotoxic activities. *Indian Journal of Chemistry*, 47B, 952-956.
- Zhang, G. N., Zhong, L. Y., Bligh, S. W. A., Guo, Y. L., Zhang, C. F., Zhang, M., et al. (2005). Bi-bicyclic and bi-tricyclic compounds from *Dendrobium thysiflorum*. *Phytochemistry*, 66(10), 1113-1120.
- Zhang, L., Zhou, G., Song, W., Tan, X., Guo, Y., Zhou, B., et al. (2012). Pterostilbene protects vascular endothelial cells against oxidized low-density lipoprotein-induced apoptosis in vitro and in vivo. *Apoptosis*, 17(1), 25-36.
- Zhang, X., Gao, H., Han, H. Y., Liu, H. W., Wang, N. L., Yao, X. S., et al. (2007b). Sesquiterpenes from *Dendrobium nobile*. *Chinese Traditional and Herbal Drugs*, 38(12), 1771-1774.
- Zhang, X., Gao, H., Wang, N. L., and Yao, X. S. (2006). Three new bibenzyl derivatives from *Dendrobium nobile*. *Journal of Asian Natural Products Research*, 8(1-2), 113-118.



- Zhang, X., Tu, F. J., Yu, H. Y., Wang, N. L., Wang, Z., and Yao, X. S. (2008c). Copacamphane, picrotoxane and cyclocopacamphane sesquiterpenes from *Dendrobium nobile*. *Chemical & Pharmaceutical Bulletin*, 56(6), 854-857.
- Zhang, X., Xu, J. K., Wang, J., Wang, N. L., Kurihara, H., Kitanaka, S., et al. (2007a). Bioactive bibenzyl derivatives and fluorenones from *Dendrobium nobile*. *Journal of Natural Products*, 70(1), 24-28.
- Zhang, X., Xu, J. K., Wang, N. L., Kurihara, H., and Yao, X. S. (2008b). Antioxidant phenanthrenes and lignans from *Dendrobium nobile*. *Journal of Chinese Pharmaceutical Sciences*, 17(4), 314-318.
- Zhao, C., Liu, Q., Halaweish, F., Shao, B., Ye, Y., and Zhao, W. (2003). Copacamphane, Picrotoxane, and Alloaromadendrane Sesquiterpene Glycosides and Phenolic Glycosides from *Dendrobium moniliforme*. *Journal of Natural Products*, 66(8), 1140-1143.
- Zhao, W., Ye, Q., Tan, X., Jiang, H., Li, X., Chen, K., et al. (2001). Three new sesquiterpene glycosides from *Dendrobium nobile* with immunomodulatory activity. *Journal of Natural Products*, 64(9), 1196-1200.







## APPENDIX

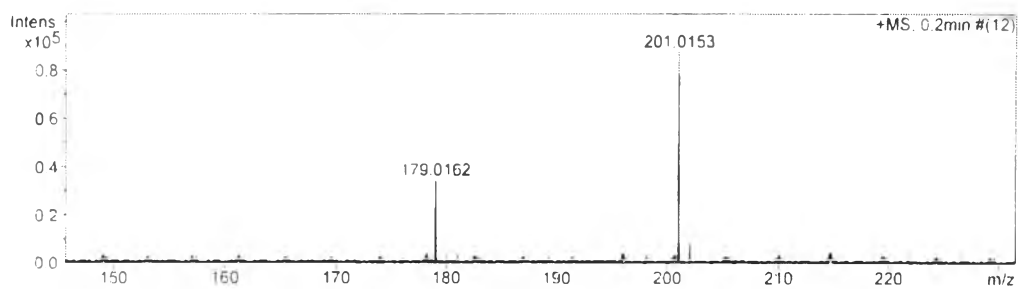


Figure 5 Mass spectrum of compound DE1

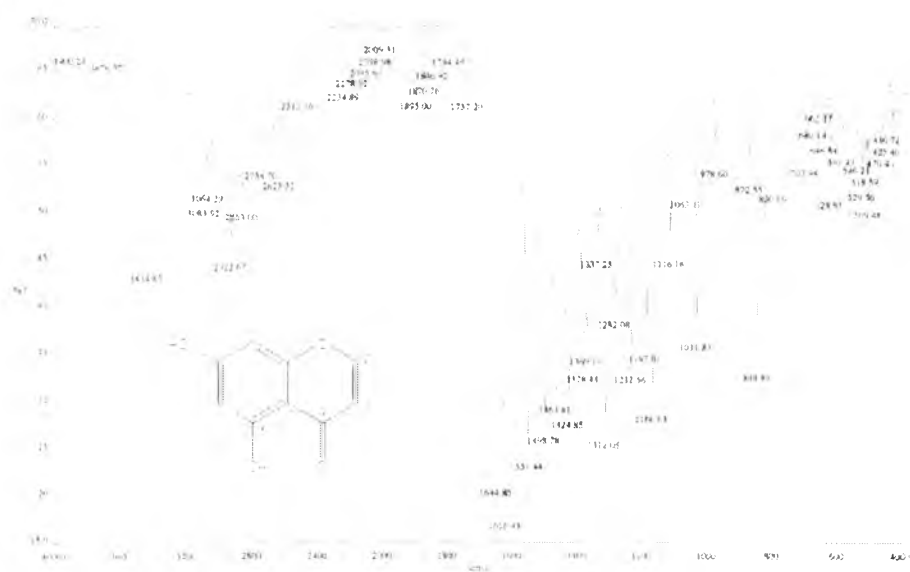


Figure 6 IR Spectrum of compound DE1

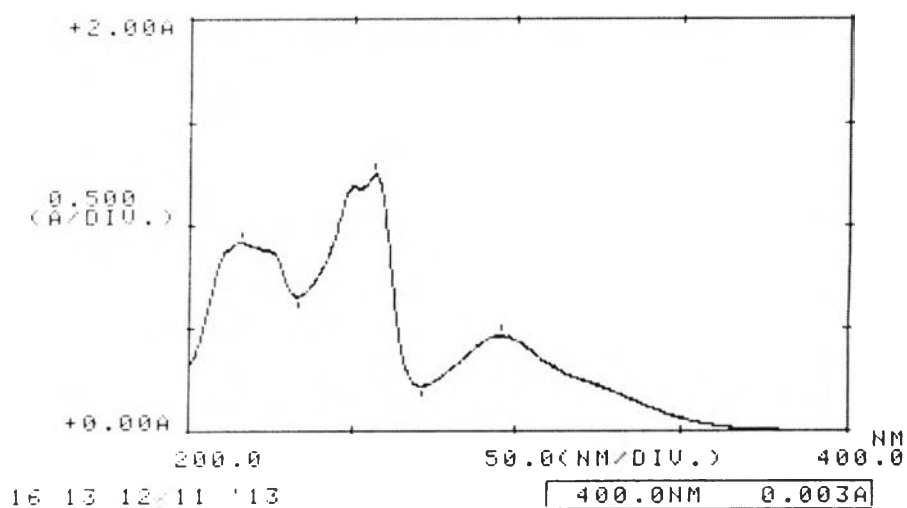


Figure 7 UV Spectrum of compound DE1

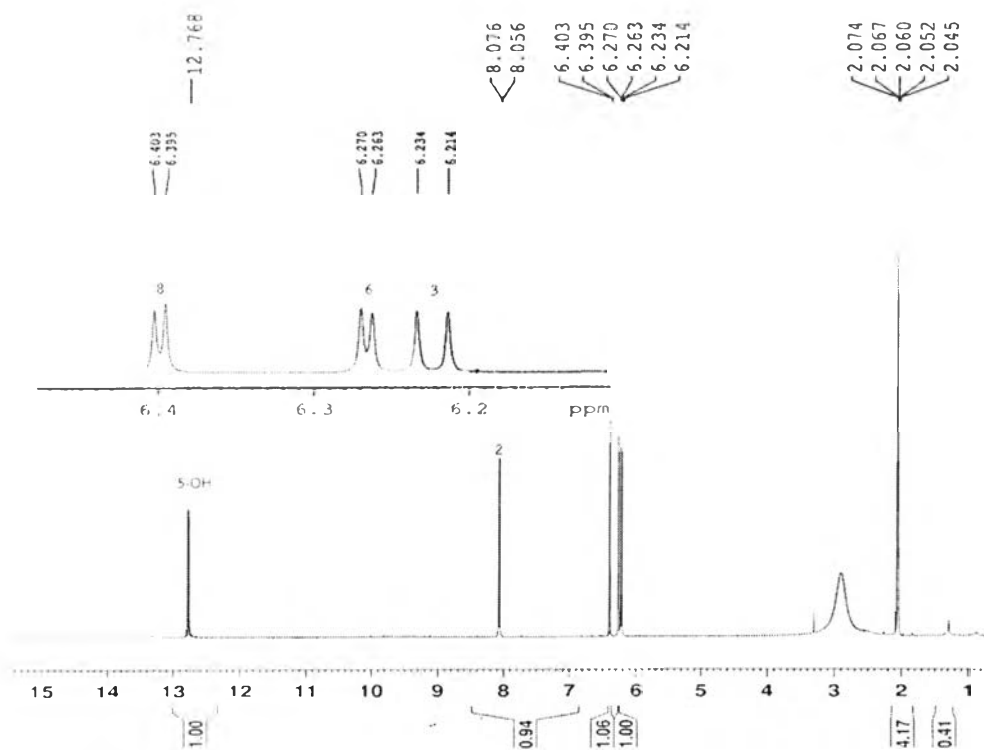


Figure 8  $^1\text{H-NMR}$  (300 MHz) Spectrum of compound DE1 (acetone- $d_6$ )

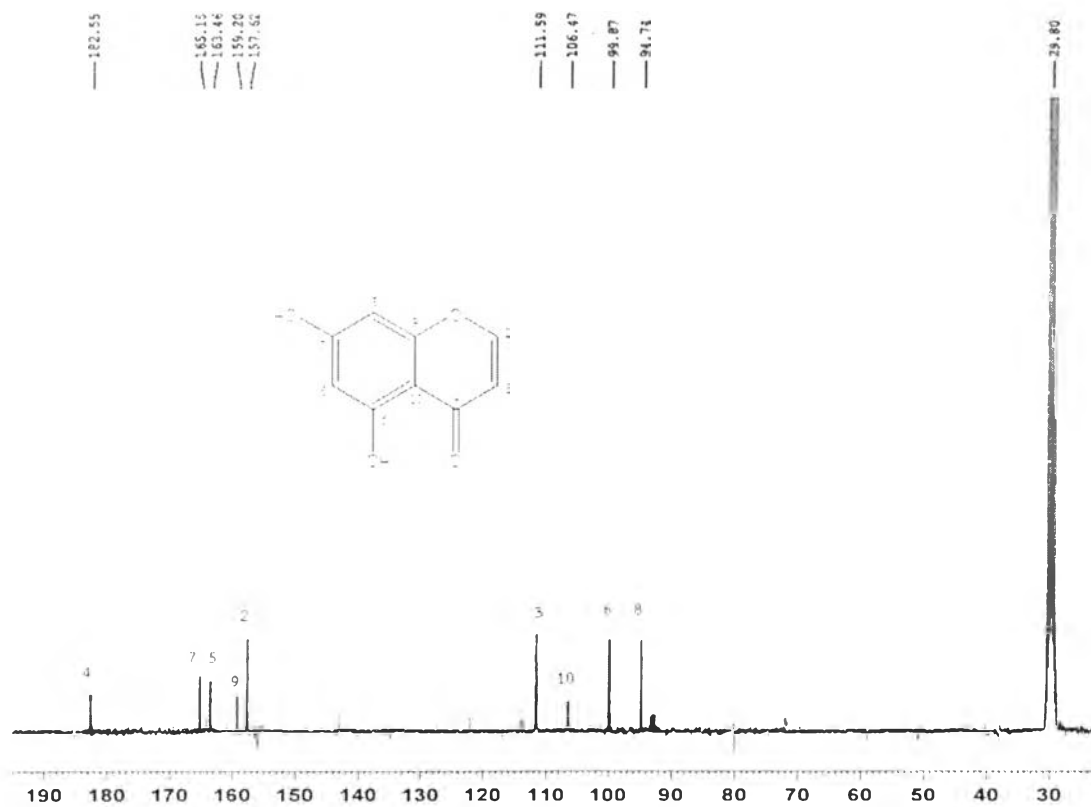


Figure 9  $^{13}\text{C-NMR}$  (75 MHz) Spectrum of compound DE1 (acetone- $d_6$ )

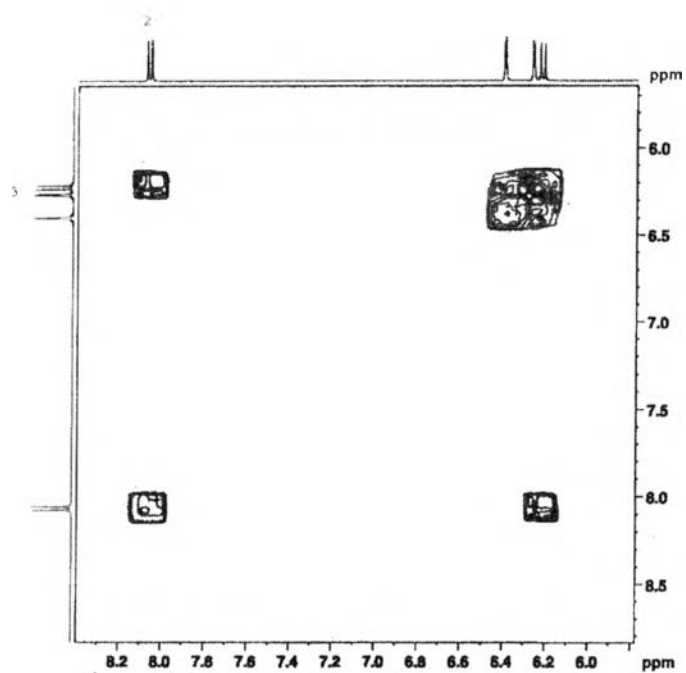


Figure 10 COSY Spectrum of compound DE1 (acetone- $d_6$ )  
 $(\delta_{\text{H}} 6.00-8.50, \delta_{\text{H}} 6.00-8.50)$

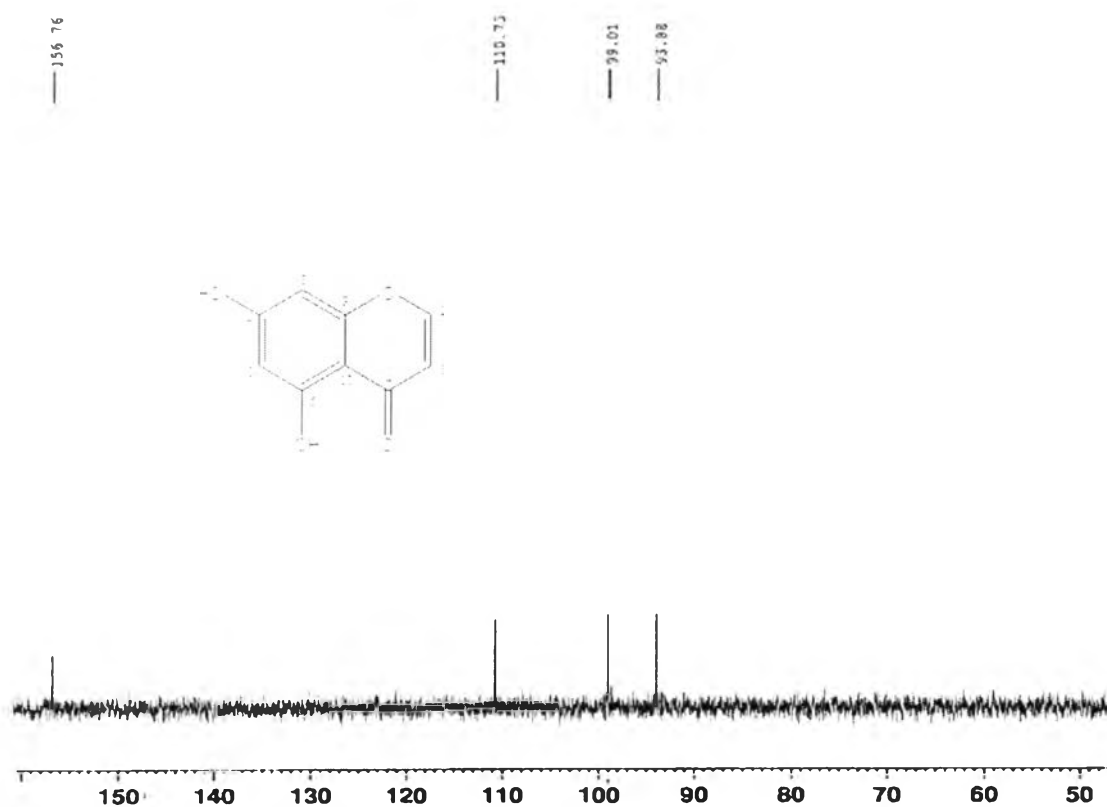


Figure 11 DEPT 135 Spectrum of compound DE1 (acetone- $d_6$ )

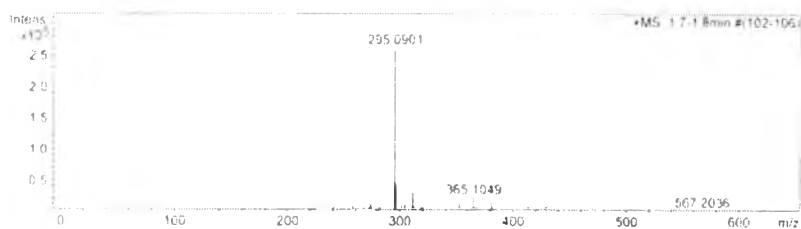


Figure 12 Mass spectrum of compound DE2

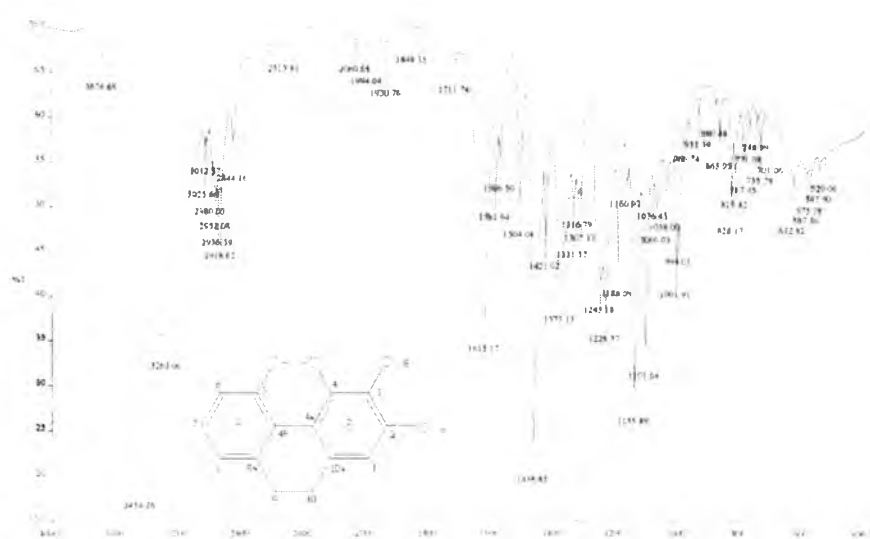


Figure 13 IR Spectrum of compound DE2

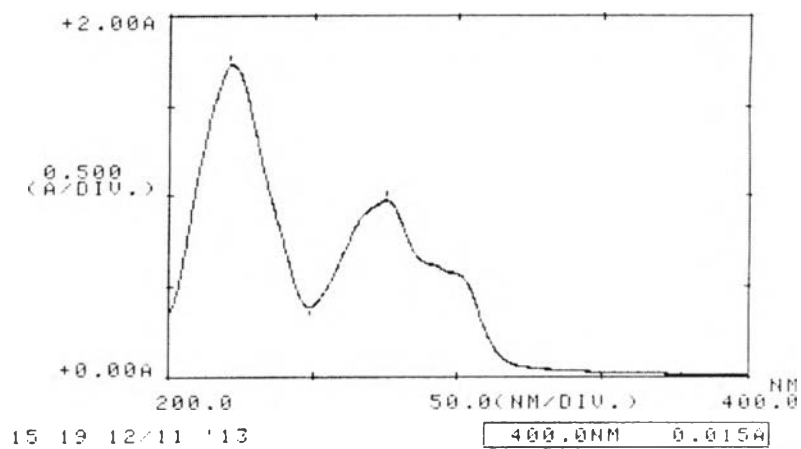


Figure 14 UV spectrum of compound DE2

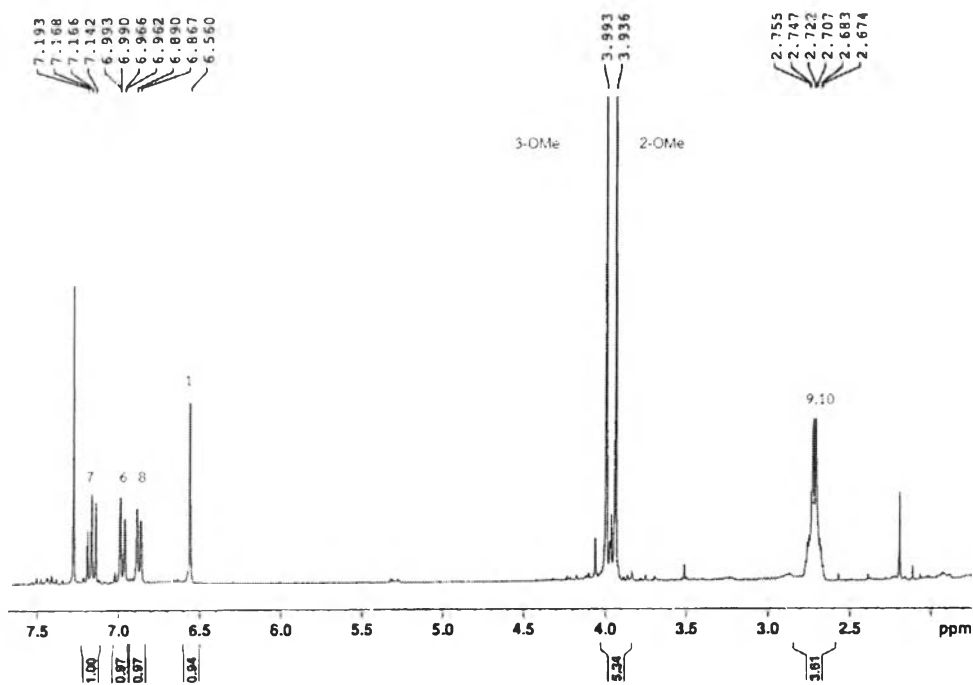


Figure 15  $^1\text{H-NMR}$  (300 MHz) Spectrum of compound DE2 ( $\text{CDCl}_3$ )

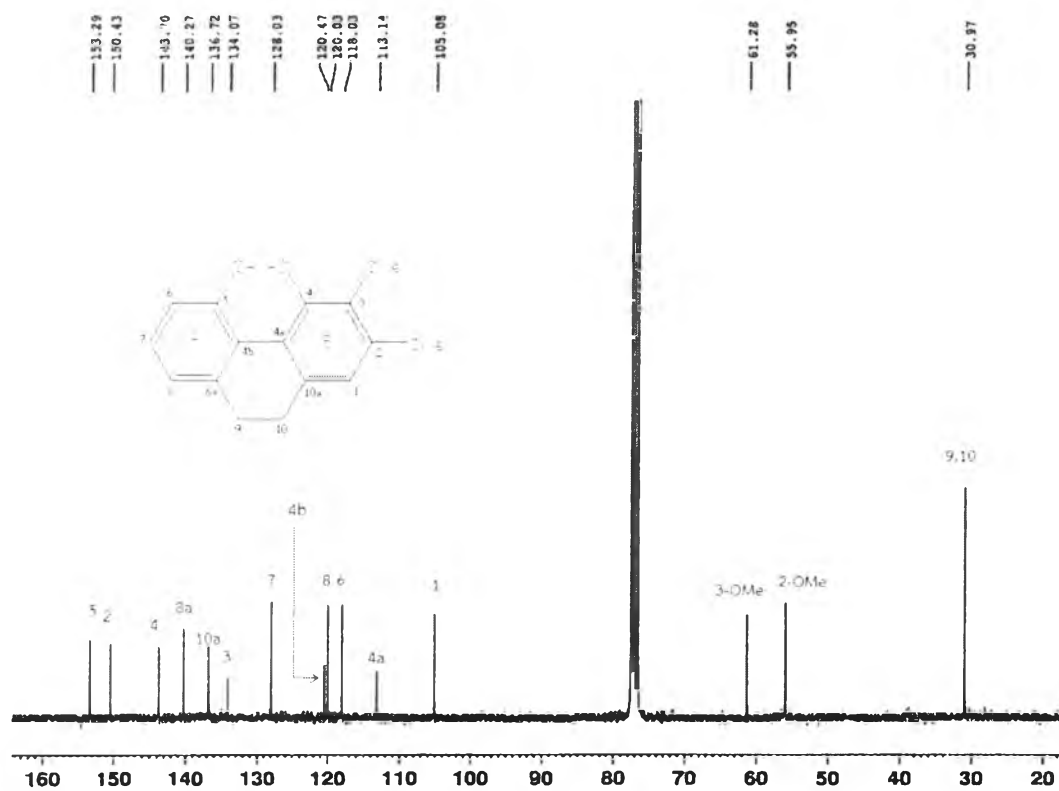
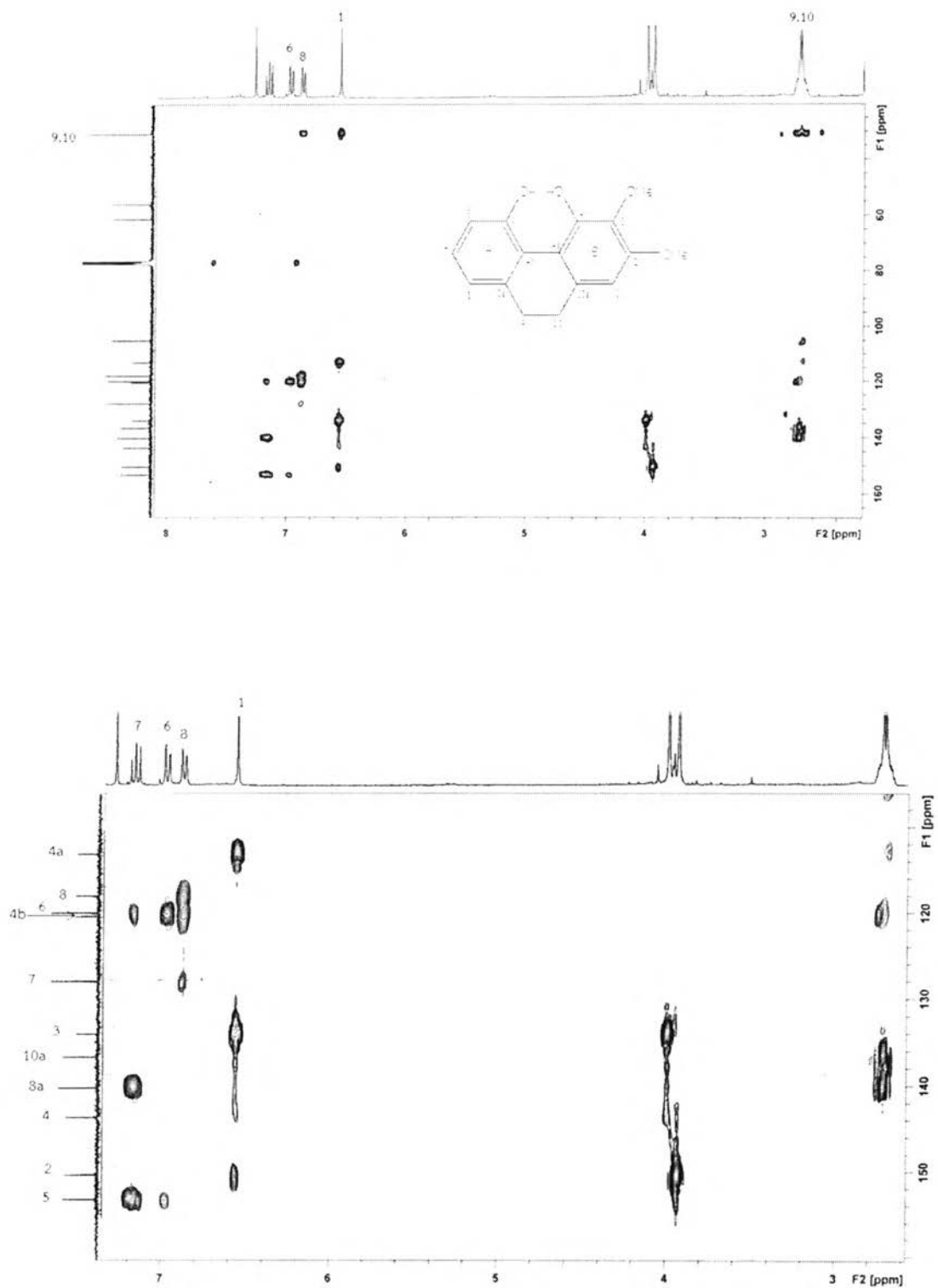


Figure 16  $^{13}\text{C-NMR}$  (75 MHz) Spectrum of compound DE2 ( $\text{CDCl}_3$ )

Figure 17 HMBC Spectrum of compound DE2 (CDCl<sub>3</sub>) $(\delta_{\text{H}} 2.00-8.00, \delta_{\text{C}} 30.0-160.0)$

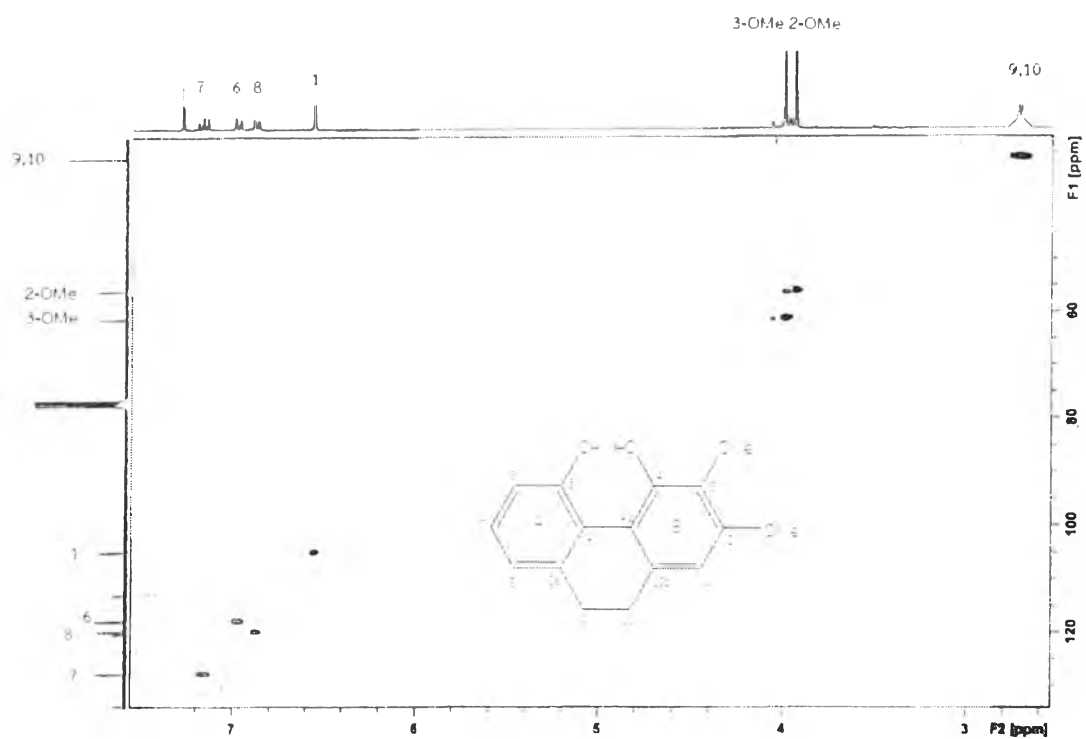


Figure 18 HSQC Spectrum of compound DE2 ( $\text{CDCl}_3$ )

( $\delta_{\text{H}}$  2.00-8.00,  $\delta_{\text{C}}$  50.0-145.0)



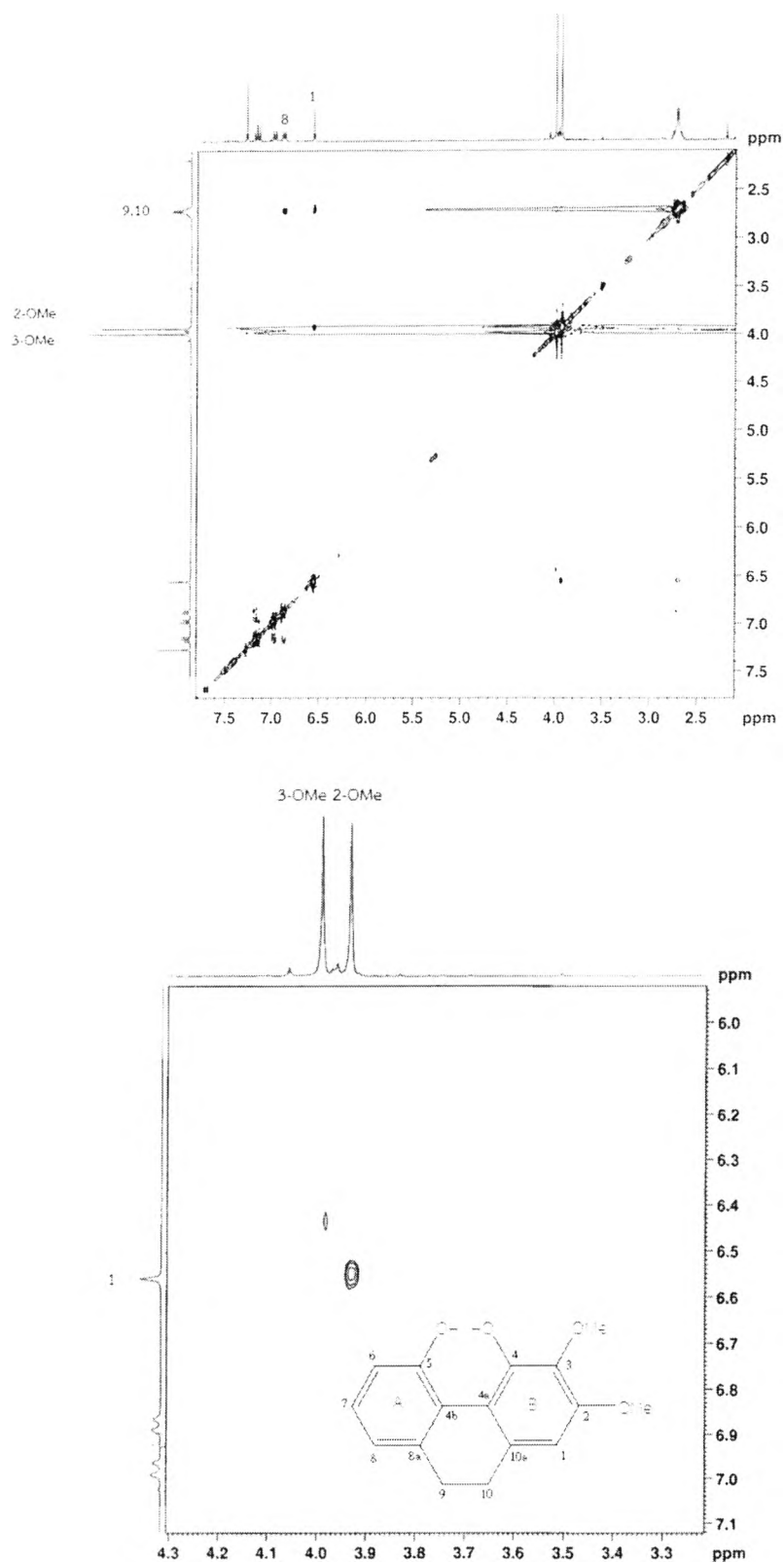


Figure 19 NOESY Spectrum of compound DE2 (CDCl<sub>3</sub>)

( $\delta_{\text{H}}$  2.00-8.00,  $\delta_{\text{H}}$  2.00-8.00)




Figure 20 Mass spectrum of compound DE3

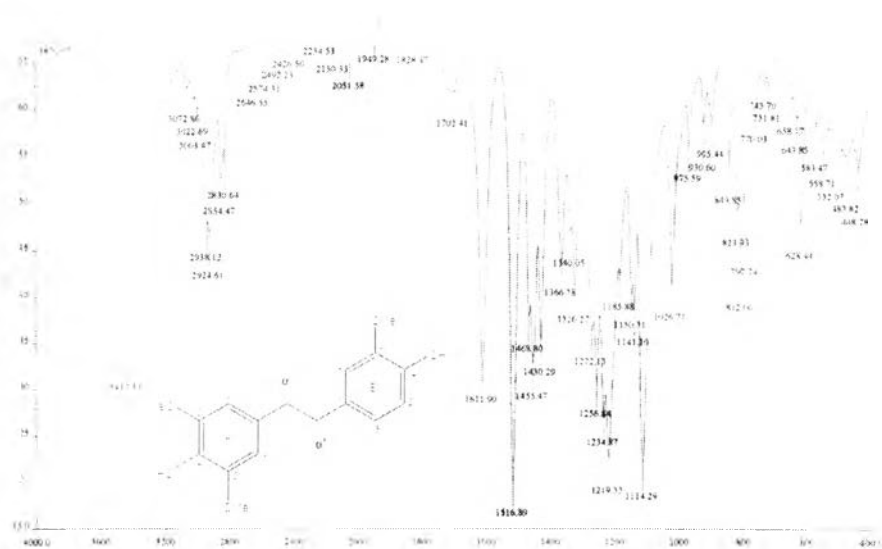
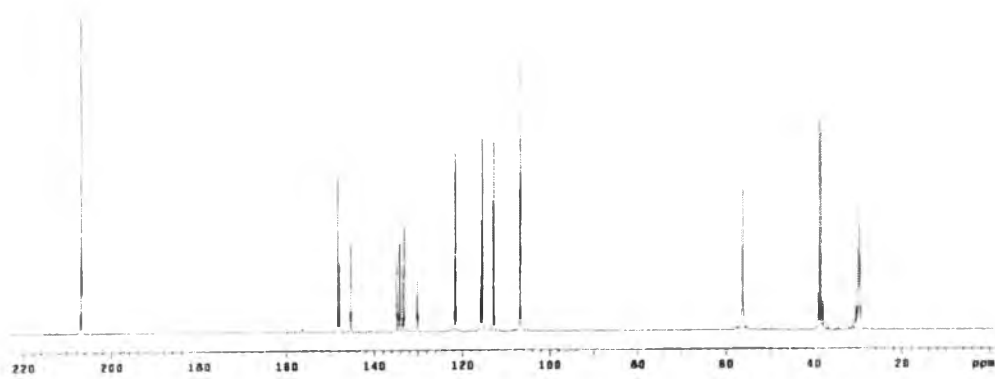


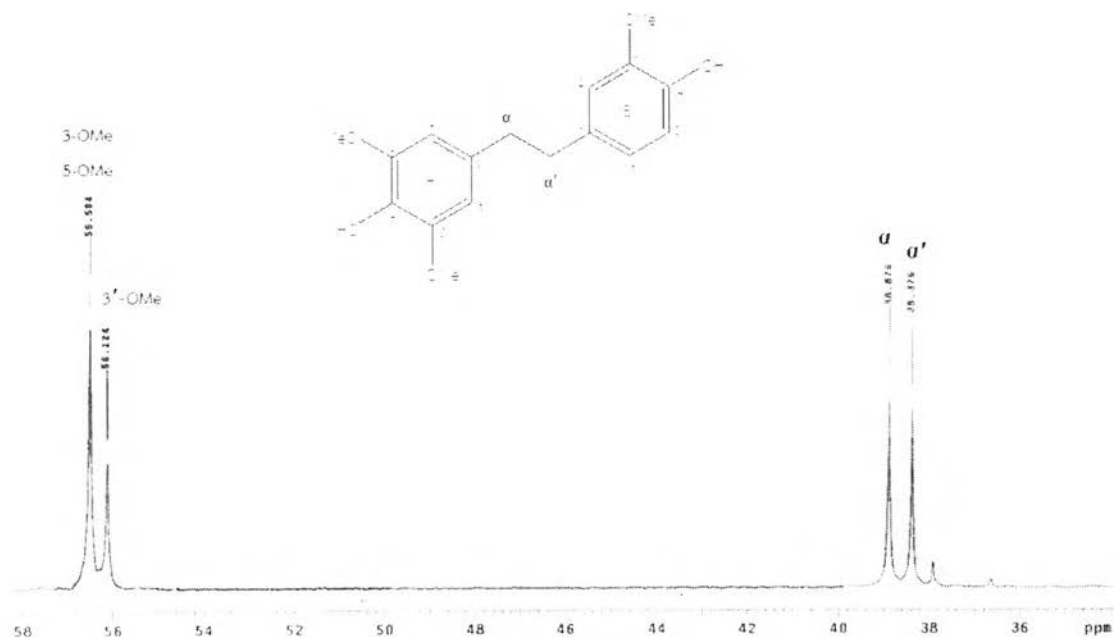
Figure 21 IR Spectrum of compound DE3







13  
Figure 26  $^{13}\text{C}$ -NMR (125 MHz) Spectrum of compound DE3 (acetone- $d_6$ )



13  
Figure 27  $^{13}\text{C}$ -NMR (125 MHz) Spectrum of compound DE3 (acetone- $d_6$ )  
( $\delta_{\text{C}}$  36.0-58.0)

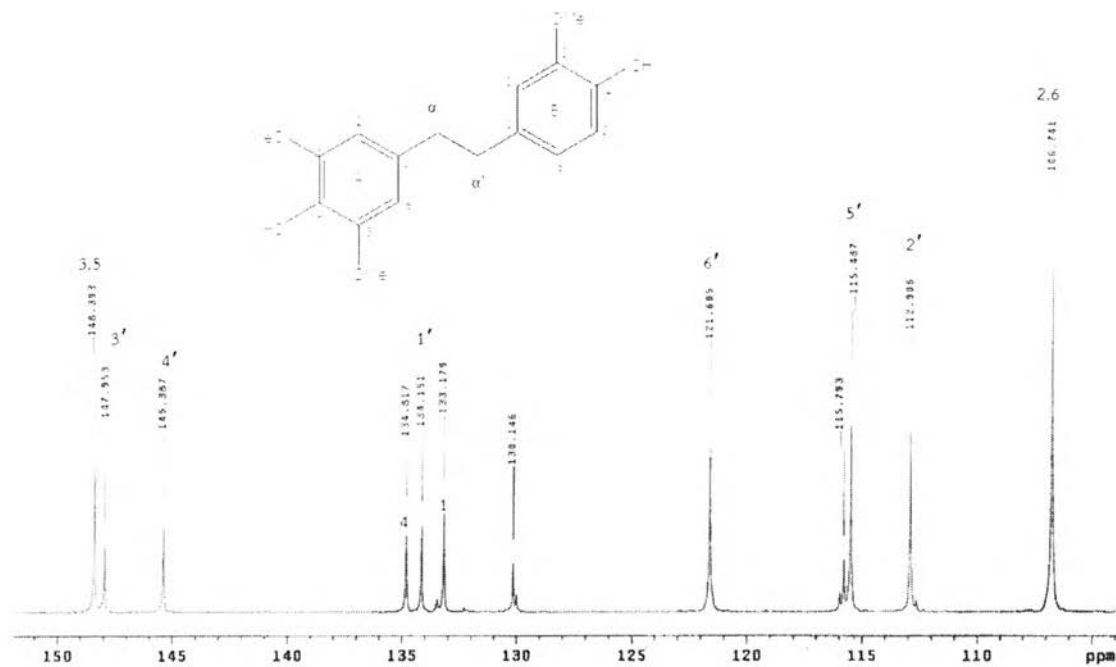


Figure 28  $^{13}\text{C}$ -NMR (125 MHz) Spectrum of compound DE3 ( $\text{acetone-}d_6$ )  
 $(\delta_{\text{C}} 100.0\text{-}150.0)$




Figure 29 Mass spectrum of compound DE4

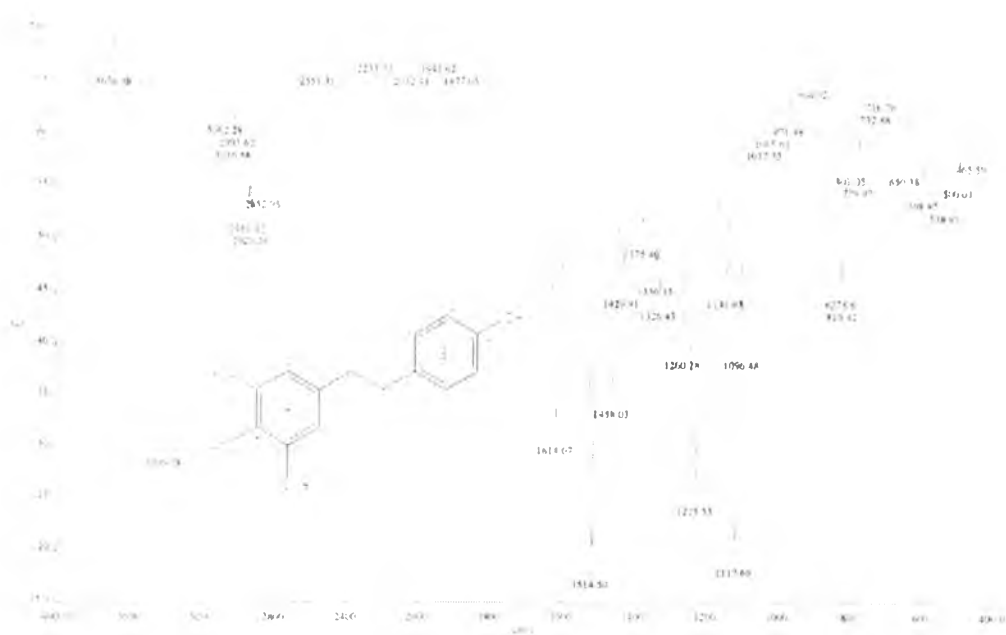


Figure 30 IR Spectrum of compound DE4

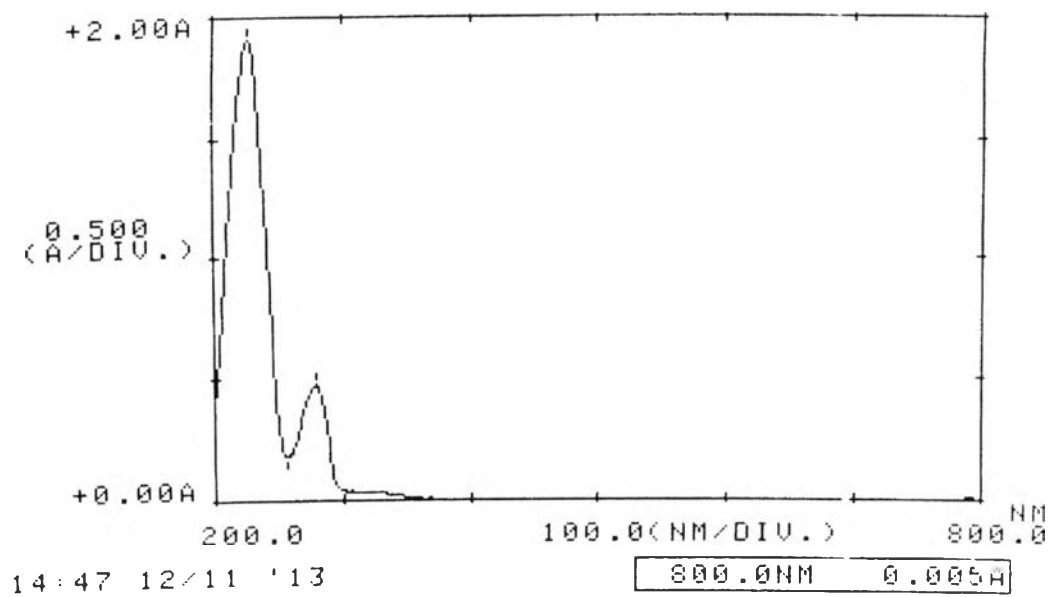
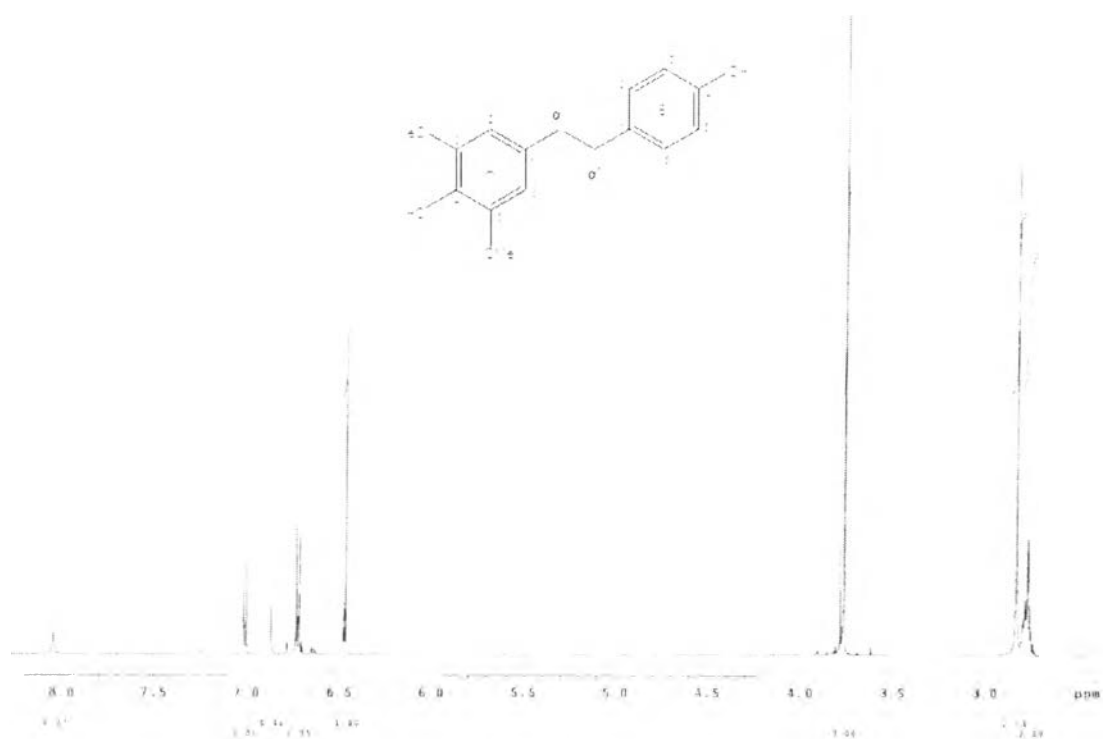


Figure 31 UV Spectrum of compound DE4

Figure 32 <sup>1</sup>H-NMR (500 MHz) Spectrum of compound DE4 (acetone-d<sub>6</sub>)



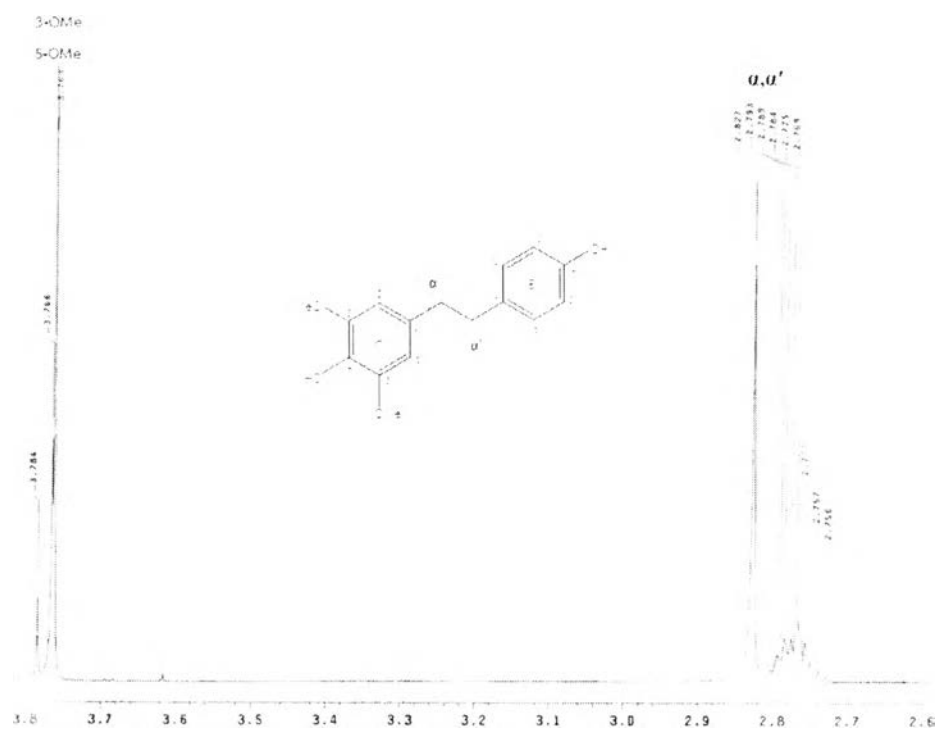


Figure 33  $^1\text{H-NMR}$  (500 MHz) Spectrum of compound DE4 ( $\text{acetone-}d_6$ )

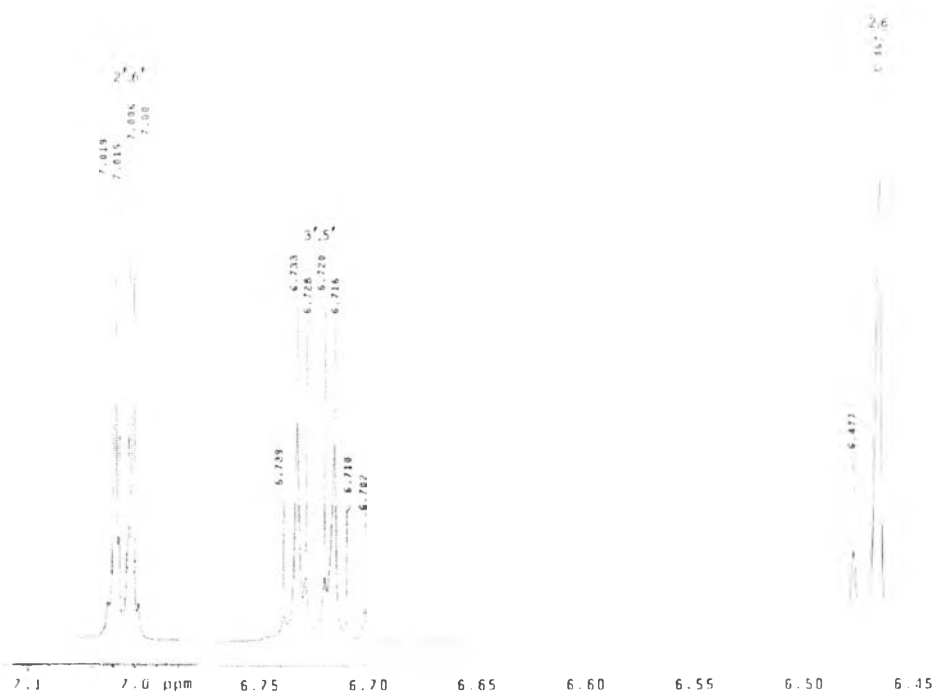
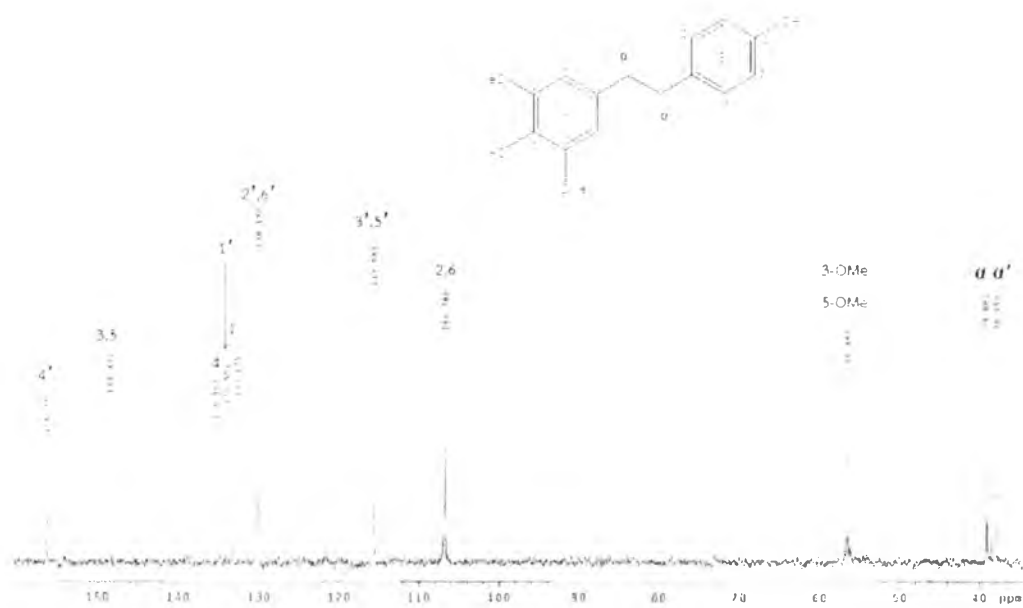


Figure 34  $^1\text{H-NMR}$  (500 MHz) Spectrum of compound DE4 ( $\text{acetone-}d_6$ )

( $\delta_{\text{H}}$  6.45-6.75,  $\delta_{\text{H}}$  6.50-7.10)



13  
Figure 35  $^{13}\text{C-NMR}$  (125 MHz) Spectrum of compound DE4 (acetone- $d_6$ )

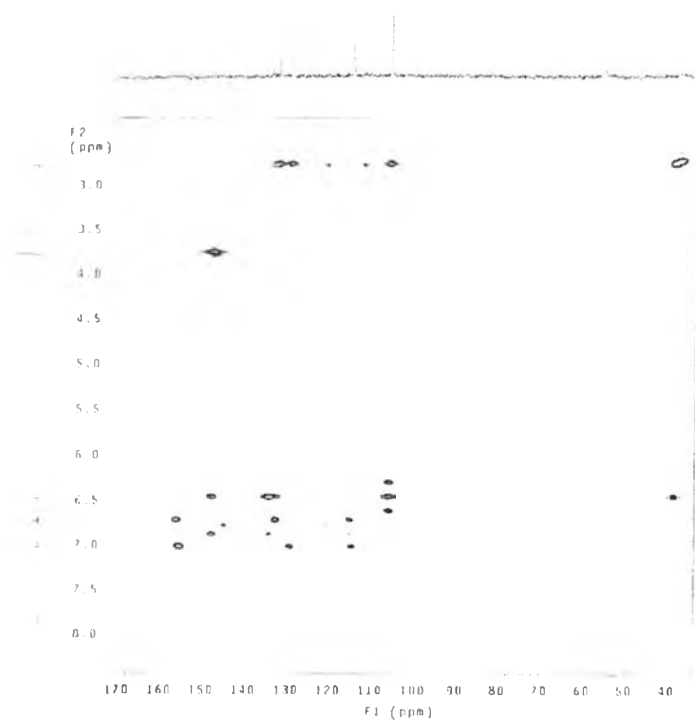


Figure 36 HMBC Spectrum of compound DE4 (acetone- $d_6$ )  
( $\delta_{\text{H}}$  2.50-8.00,  $\delta_{\text{C}}$  35.0-170.0)

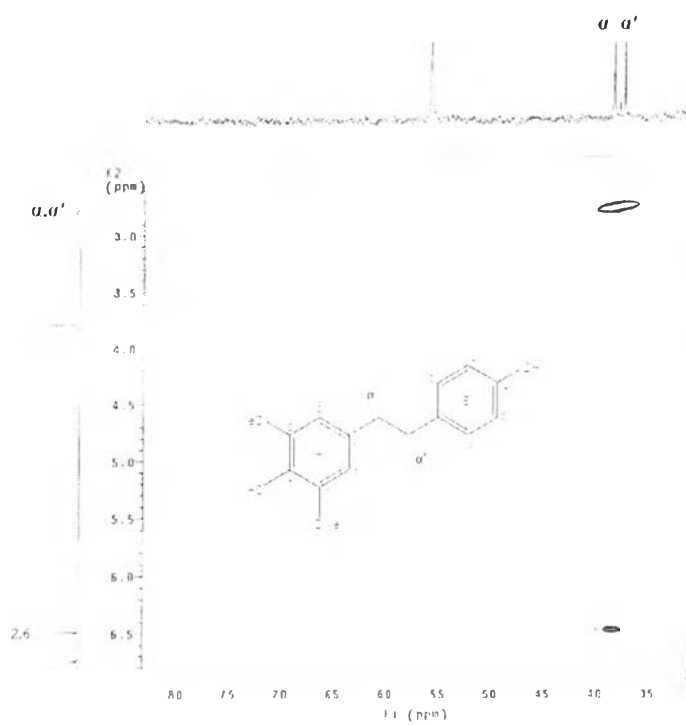


Figure 37 HMBC Spectrum of compound DE4 (acetone- $d_6$ )

( $\delta_{\text{H}}$  2.50-7.00,  $\delta_{\text{C}}$  35.0-80.0)

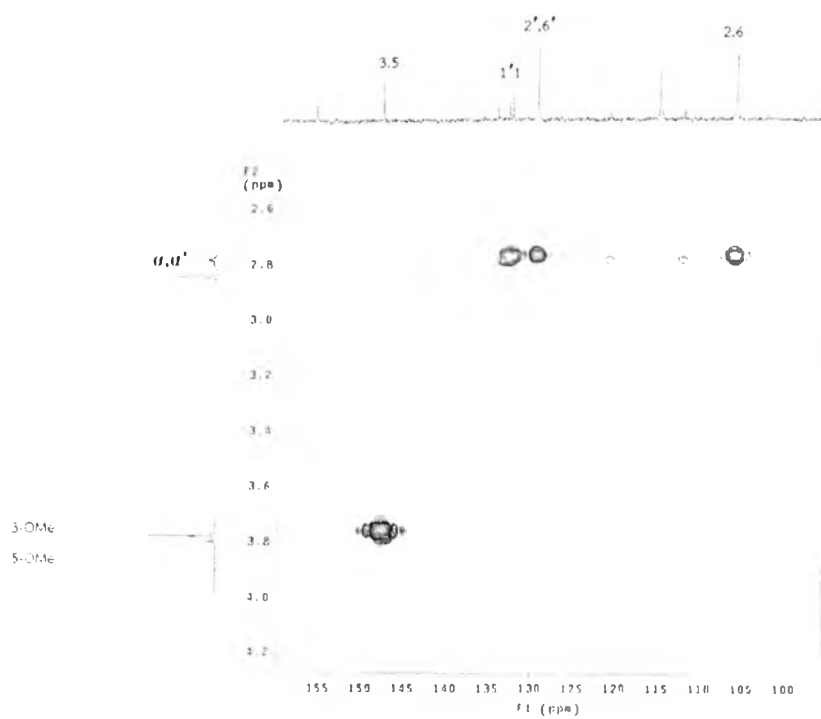


Figure 38 HMBC Spectrum of compound DE4 (acetone- $d_6$ )

( $\delta_{\text{H}}$  2.60-4.20,  $\delta_{\text{C}}$  100.0-155.0)

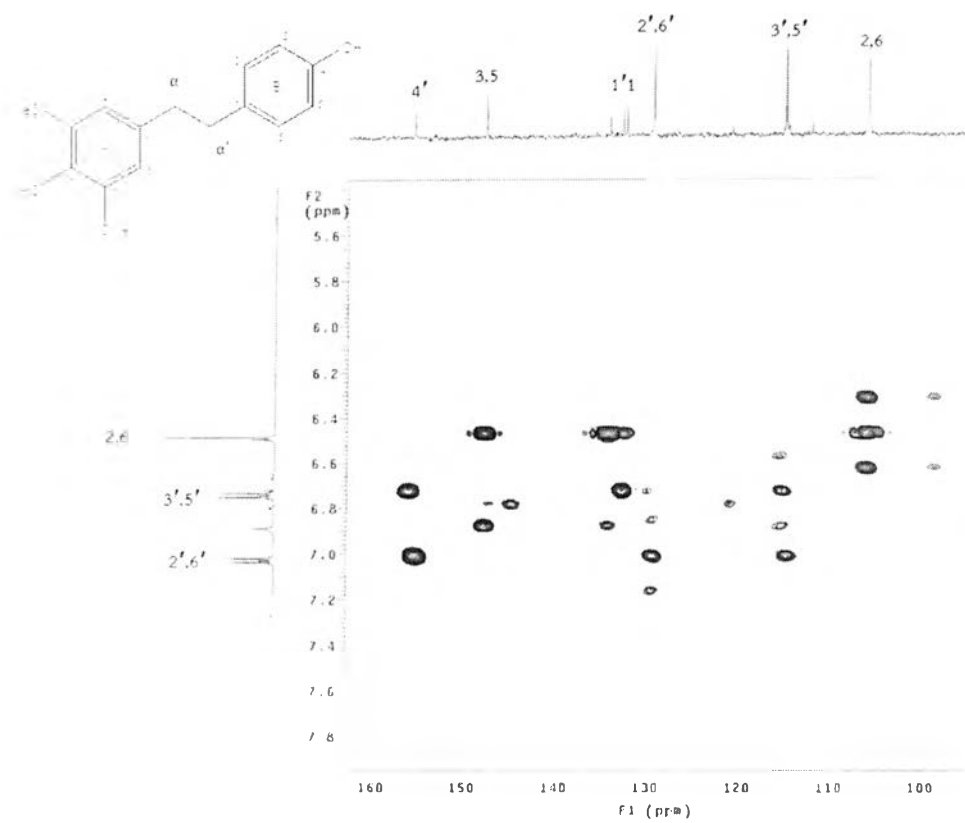


Figure 39 HMBC Spectrum of compound DE4 (acetone- $d_6$ )

( $\delta_{\text{H}}$  5.60-7.80,  $\delta_{\text{C}}$  100.0-160.0)




Figure 40 Mass spectrum of compound DE5

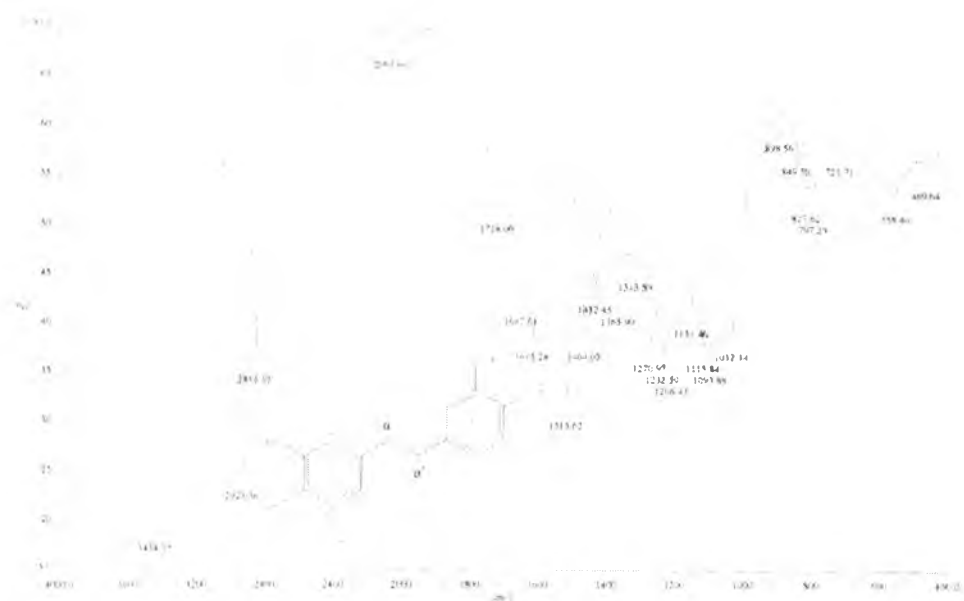


Figure 41 IR Spectrum of compound DE5

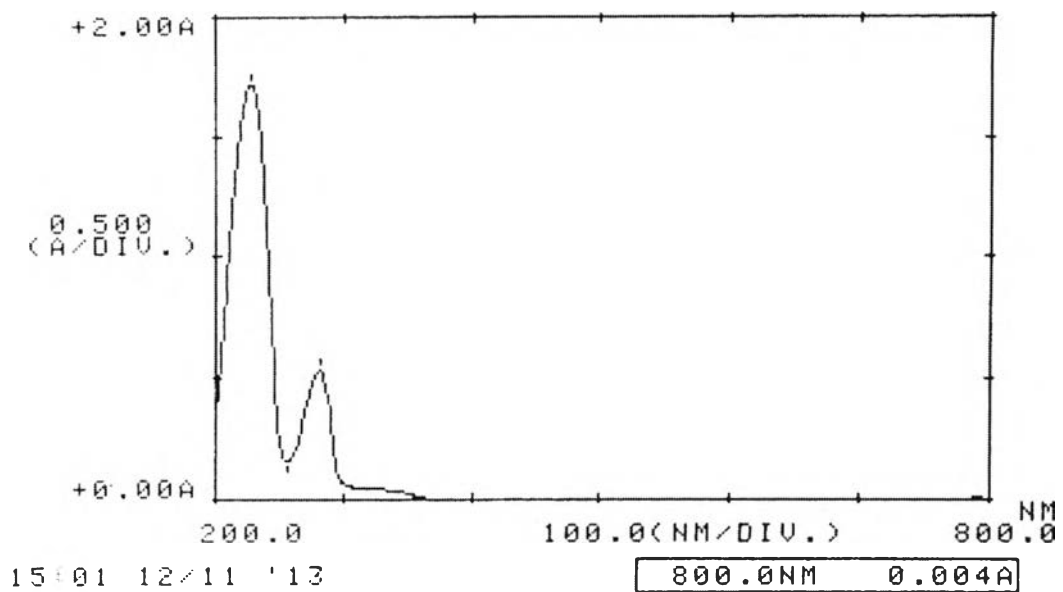
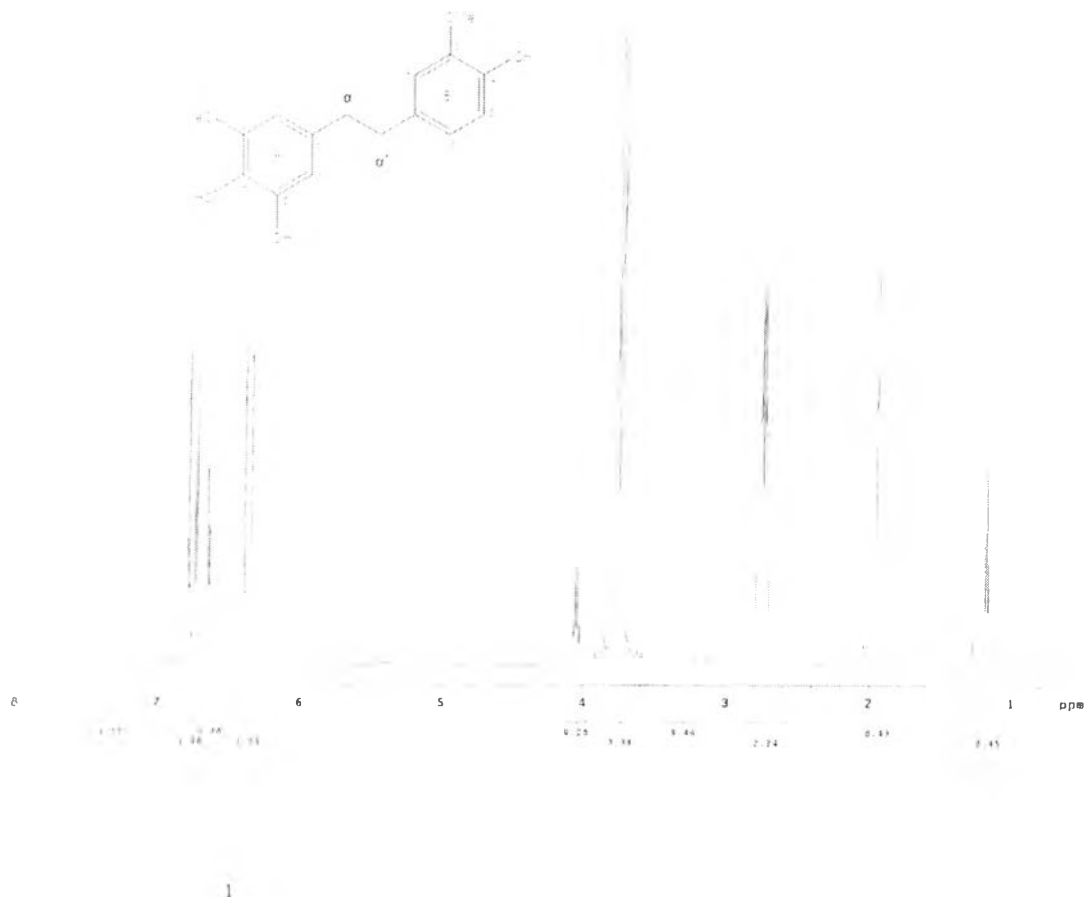
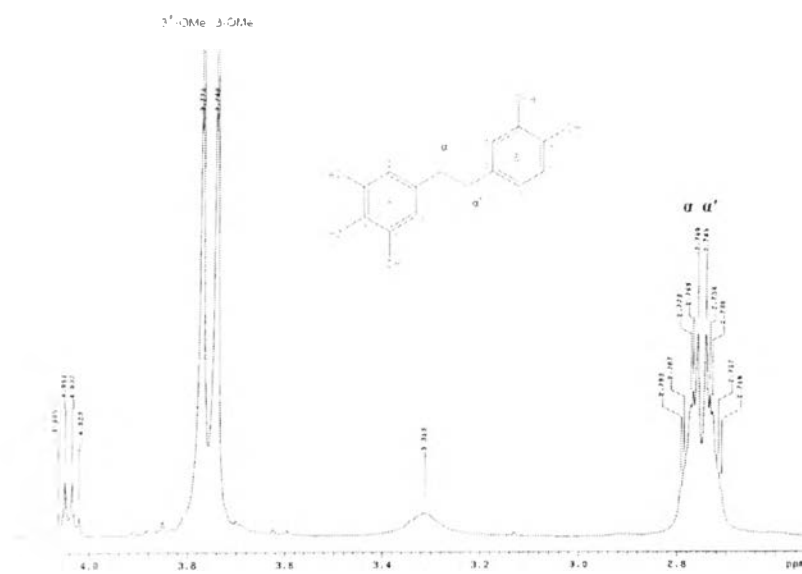



Figure 42 UV Spectrum of compound DE5

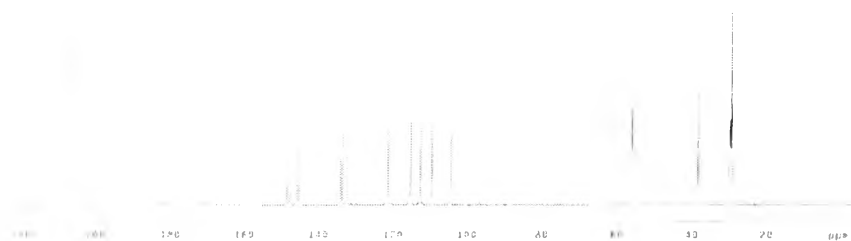
Figure 43 <sup>1</sup>H-NMR (500 MHz) Spectrum of compound DE5 (acetone-*d*<sub>6</sub>)



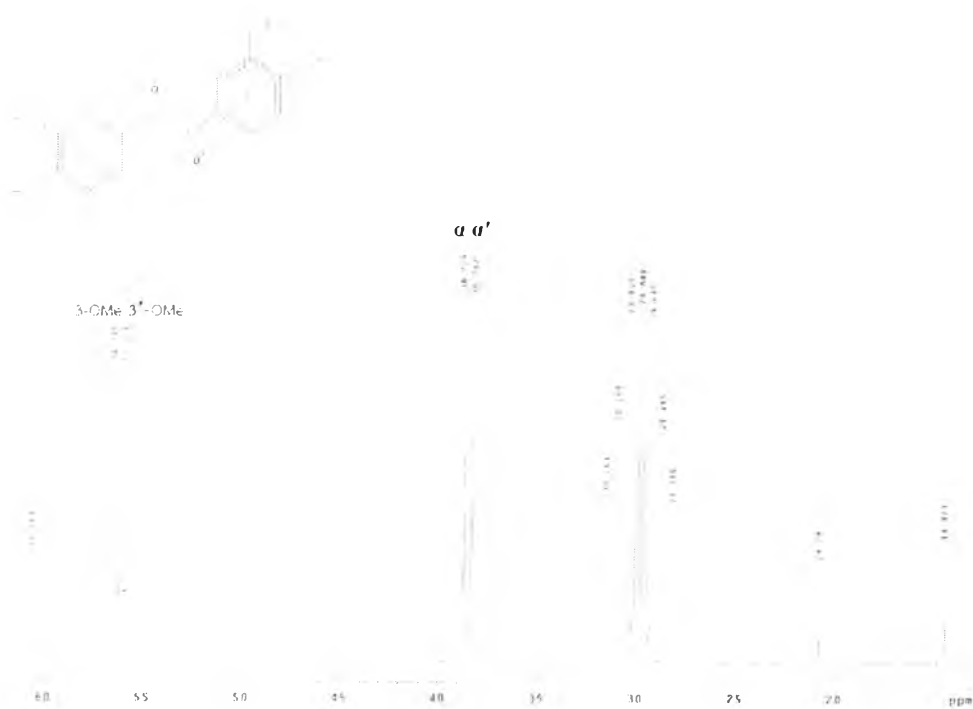
1  
Figure 44  $^1\text{H-NMR}$  (500 MHz) Spectrum of compound DE5 (acetone- $d_6$ )  
( $\delta_{\text{H}}$  2.60-4.20)



1  
Figure 45  $^1\text{H-NMR}$  (500 MHz) Spectrum of compound DE5 (acetone- $d_6$ )  
( $\delta_{\text{H}}$  6.20-7.60)



13  
Figure 46  $^{13}\text{C}$ -NMR (125 MHz) Spectrum of compound DE5 (acetone- $d_6$ )



13  
Figure 47  $^{13}\text{C}$ -NMR (125 MHz) Spectrum of compound DE5 (acetone- $d_6$ )  
( $\delta_{\text{C}}$  14.0-65.0)





13  
 Figure 48  $^{13}\text{C}$ -NMR (125 MHz) Spectrum of compound DE5 (acetone- $d_6$ )  
 ( $\delta_{\text{C}}$  102.0-172.0)




Figure 49 NOESY Spectrum of compound DE5 (acetone- $d_6$ )  
 ( $\delta_{\text{H}}$  2.00-4.50,  $\delta_{\text{H}}$  6.00-9.00)

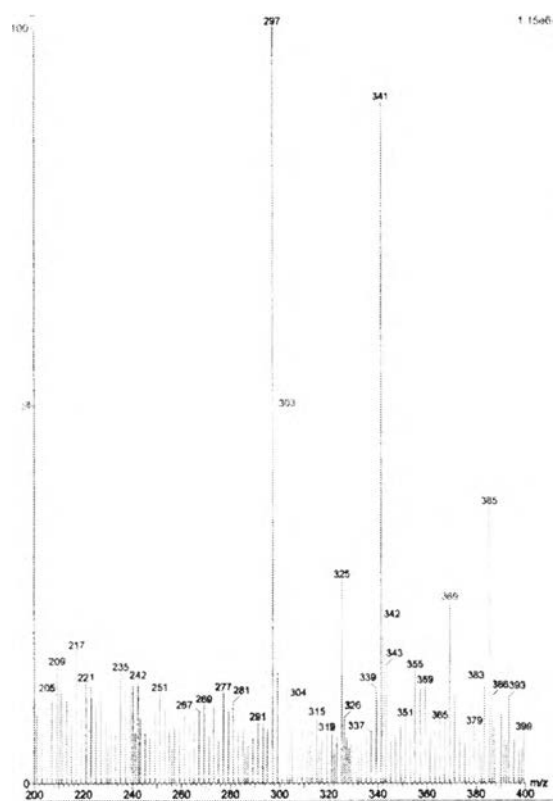


Figure 50 Mass spectrum of compound DE6

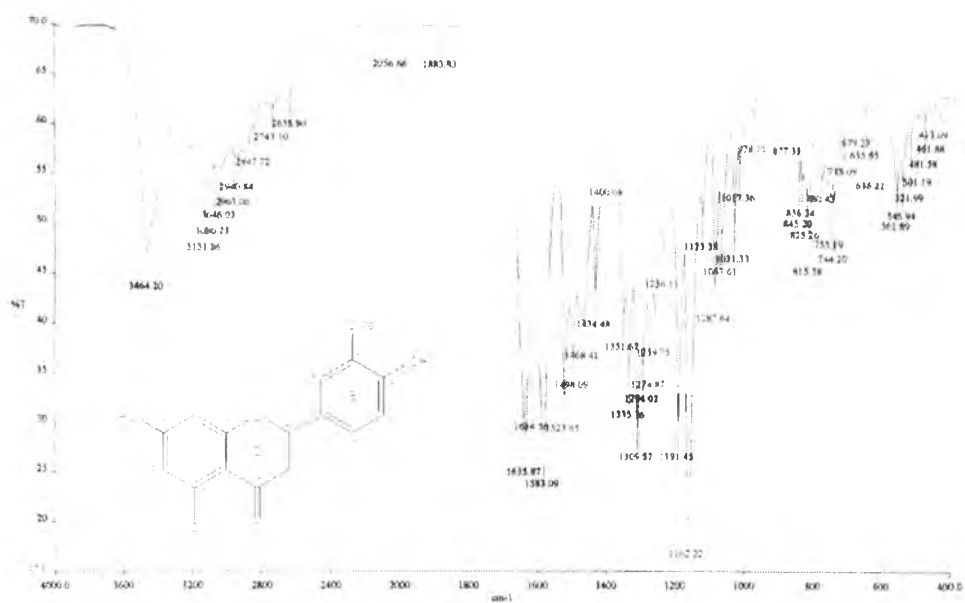


Figure 51 IR Spectrum of compound DE6

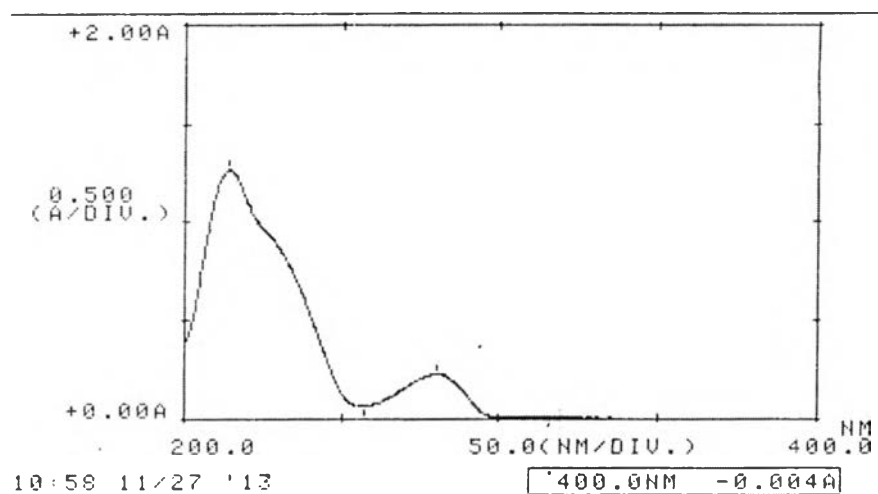
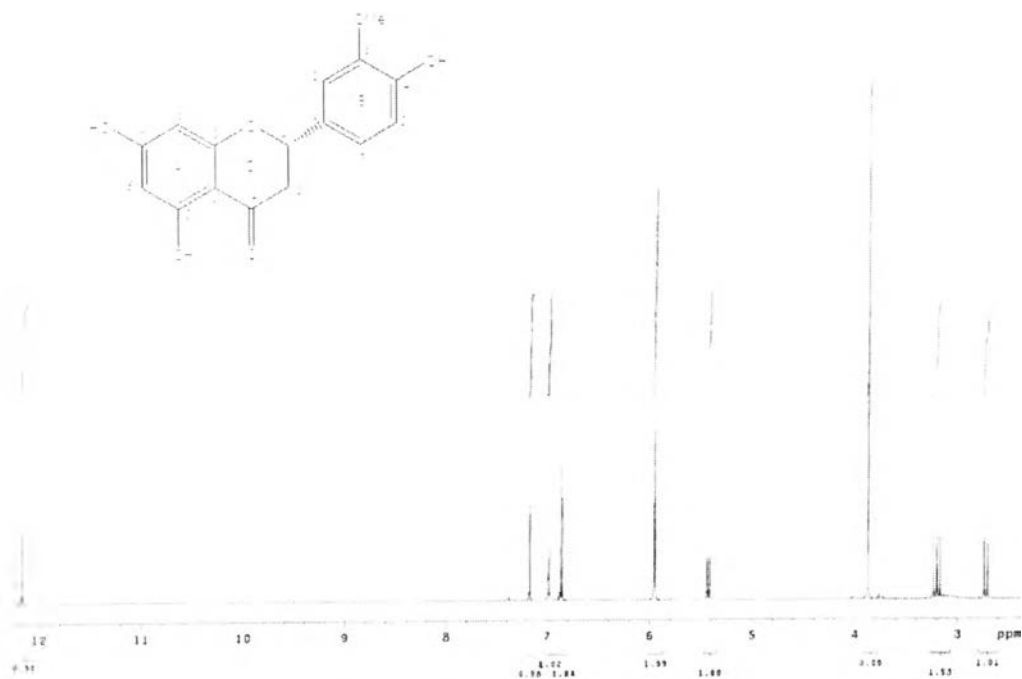


Figure 52 UV Spectrum of compound DE6

Figure 53 <sup>1</sup>H-NMR (500 MHz) Spectrum of compound DE6 (acetone-*d*<sub>6</sub>)

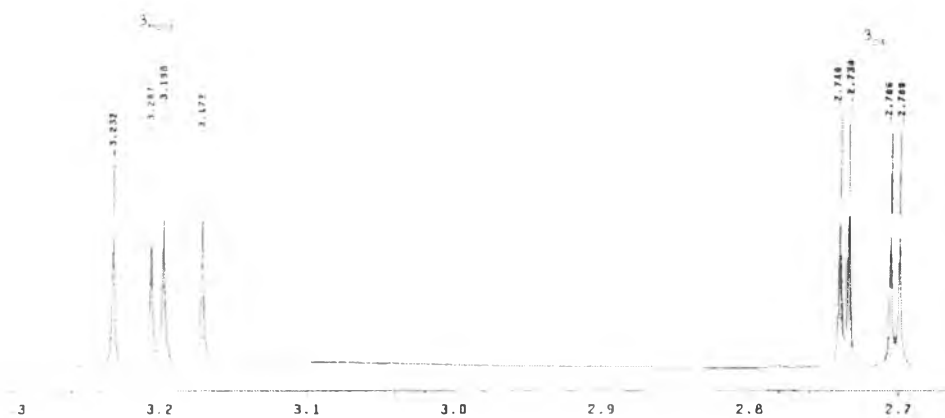


Figure 54 <sup>1</sup>H-NMR (500 MHz) Spectrum of compound DE6 (acetone-*d*<sub>6</sub>)

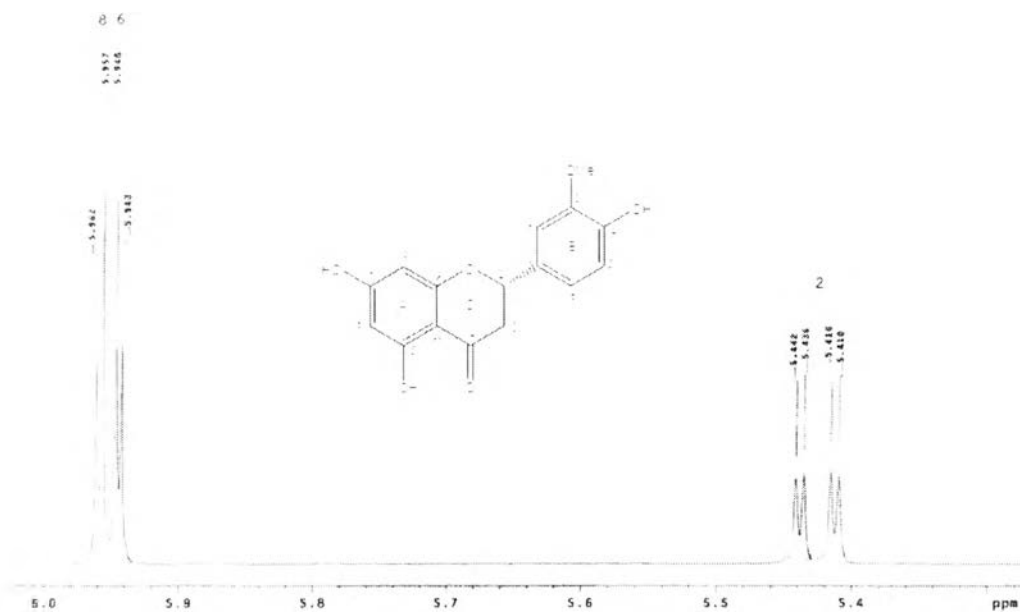


Figure 55 <sup>1</sup>H-NMR (500 MHz) Spectrum of compound DE6 (acetone-*d*<sub>6</sub>)  
( $\delta_{\text{H}}$  5.30-6.00)

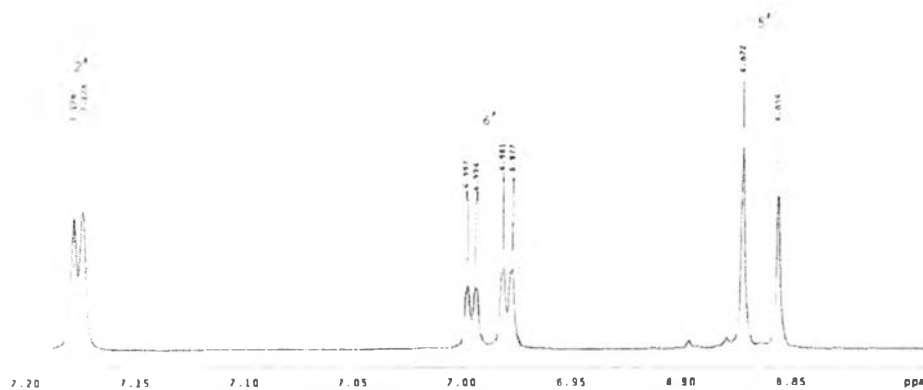


Figure 56  $^1\text{H-NMR}$  (500 MHz) Spectrum of compound DE6 (acetone- $d_6$ )  
( $\delta_{\text{H}}$  6.80-7.20)

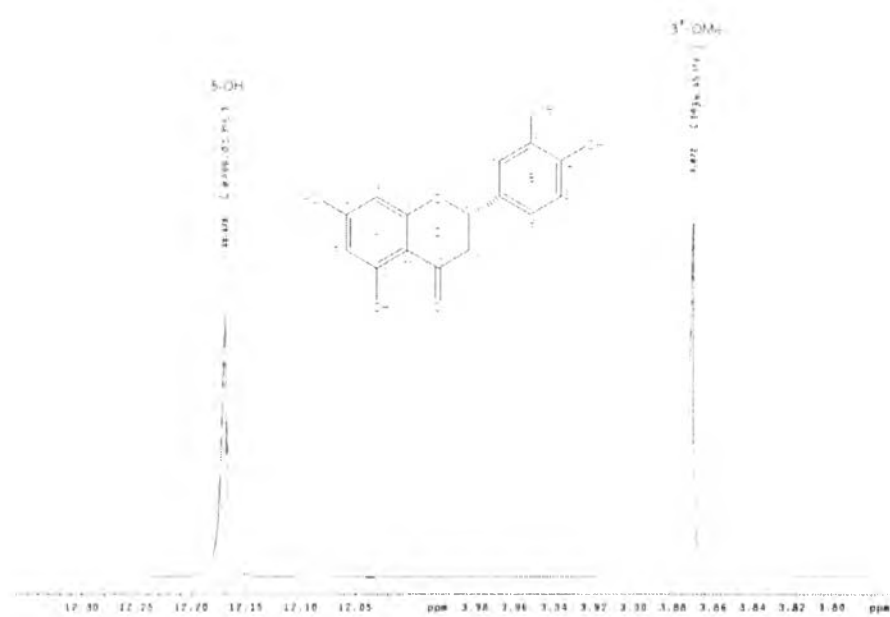
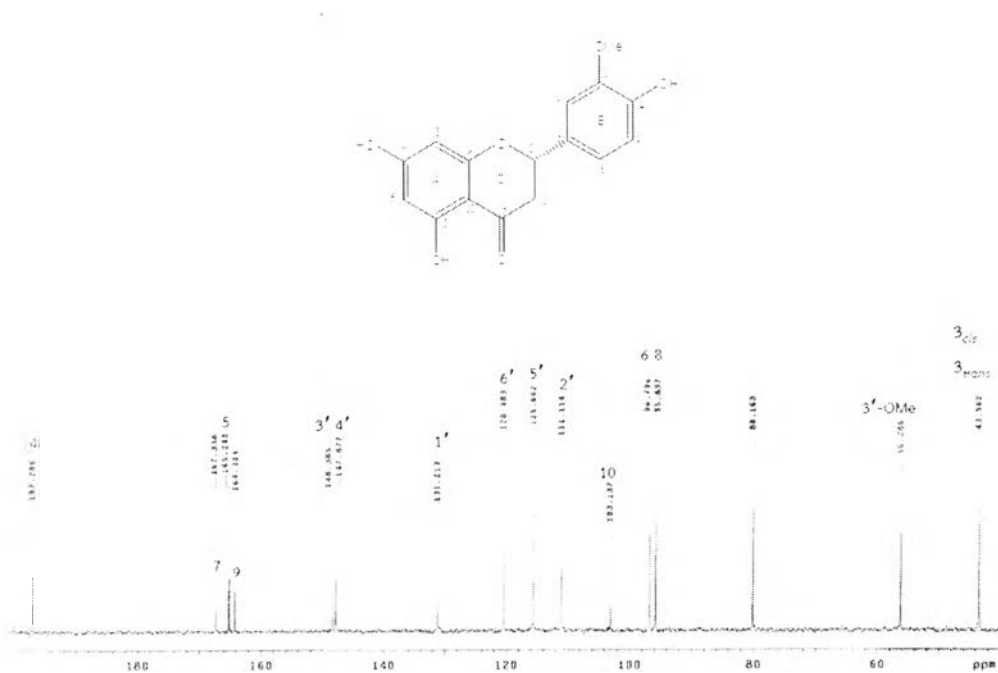


Figure 57  $^1\text{H-NMR}$  (500 MHz) Spectrum of compound DE6 (acetone- $d_6$ )  
( $\delta_{\text{H}}$  3.80-3.90,  $\delta_{\text{H}}$  12.05-12.25)



13  
Figure 58  $^{13}\text{C}$ -NMR (125 MHz) Spectrum of compound DE6 (acetone- $d_6$ )




Figure 59 NOESY Spectrum of compound DE6 (acetone- $d_6$ )

( $\delta_{\text{H}}$  1.00-8.00,  $\delta_{\text{H}}$  1.00-8.00)

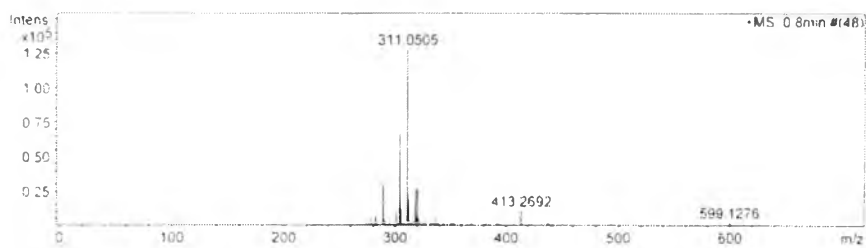


Figure 60 Mass spectrum of compound DE7

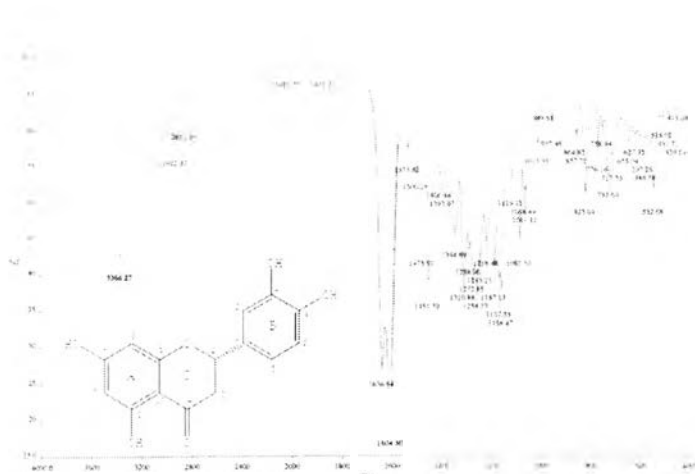


Figure 61 IR Spectrum of compound DE7

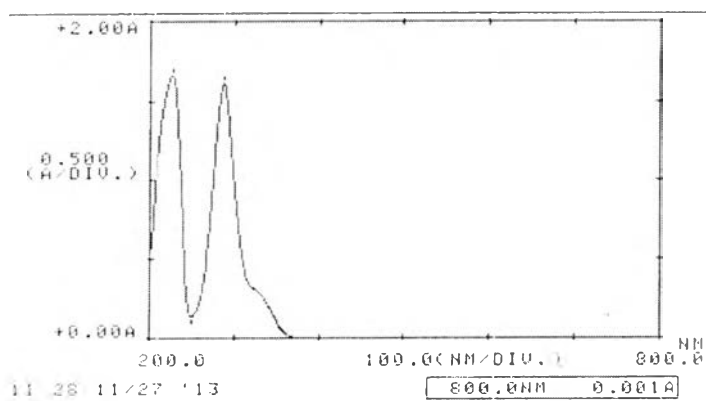


Figure 62 UV Spectrum of compound DE7

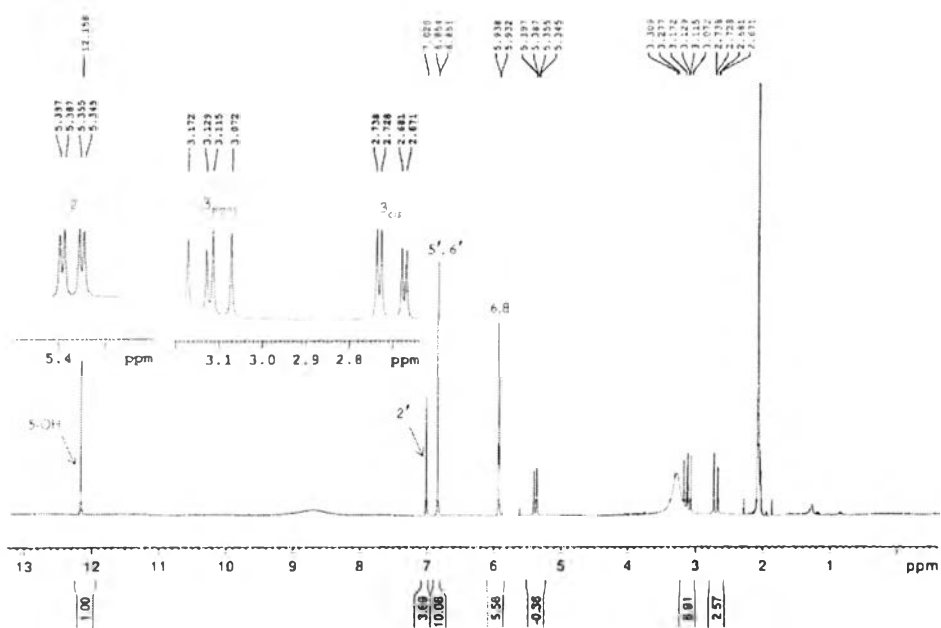


Figure 63 <sup>1</sup>H-NMR (500 MHz) Spectrum of compound DE7 (acetone-*d*<sub>6</sub>)<sub>6</sub>

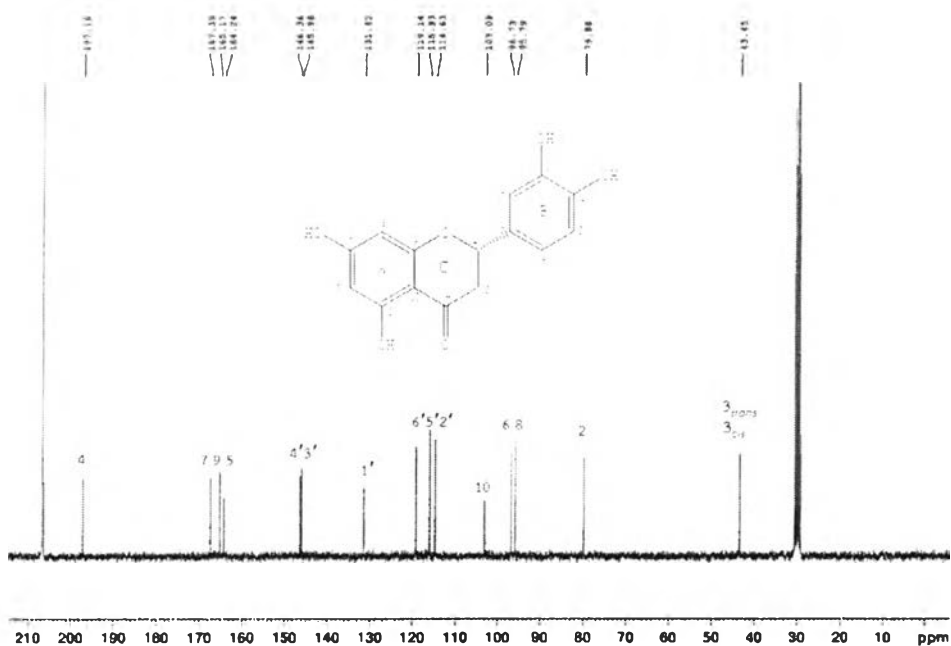


Figure 64 <sup>13</sup>C-NMR (125 MHz) Spectrum of compound DE7 (acetone-*d*<sub>6</sub>)<sub>6</sub>



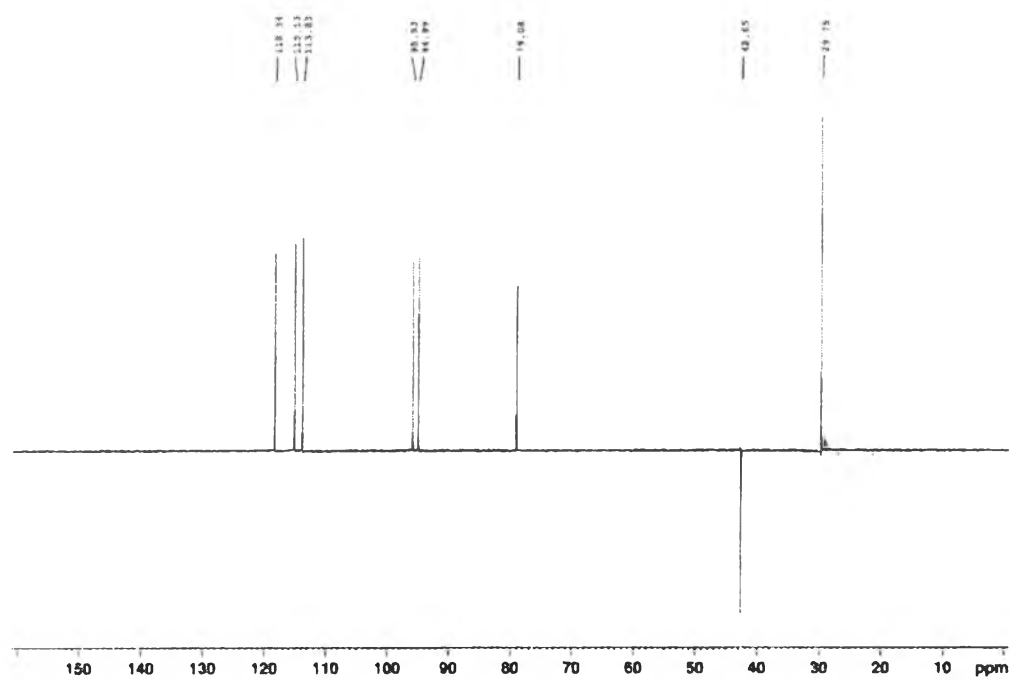


Figure 65 DEPT 135 Spectrum of compound DE7 (acetone- $d_6$ )

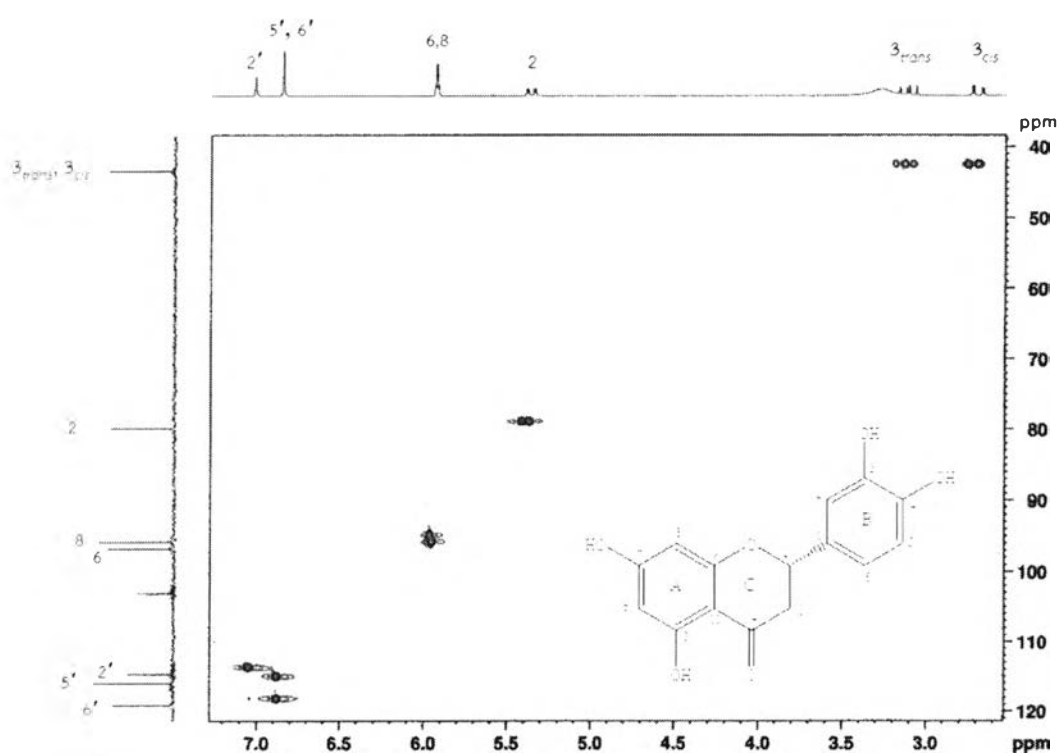


Figure 66 HSQC Spectrum of compound DE7 (acetone- $d_6$ )

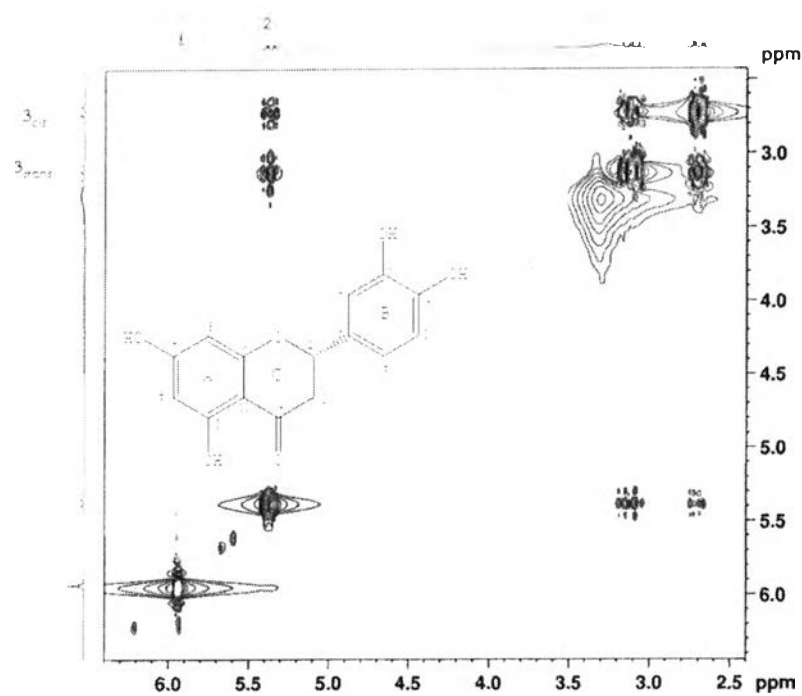


Figure 67 NOESY Spectrum of compound DE7 (acetone- $d_6$ )

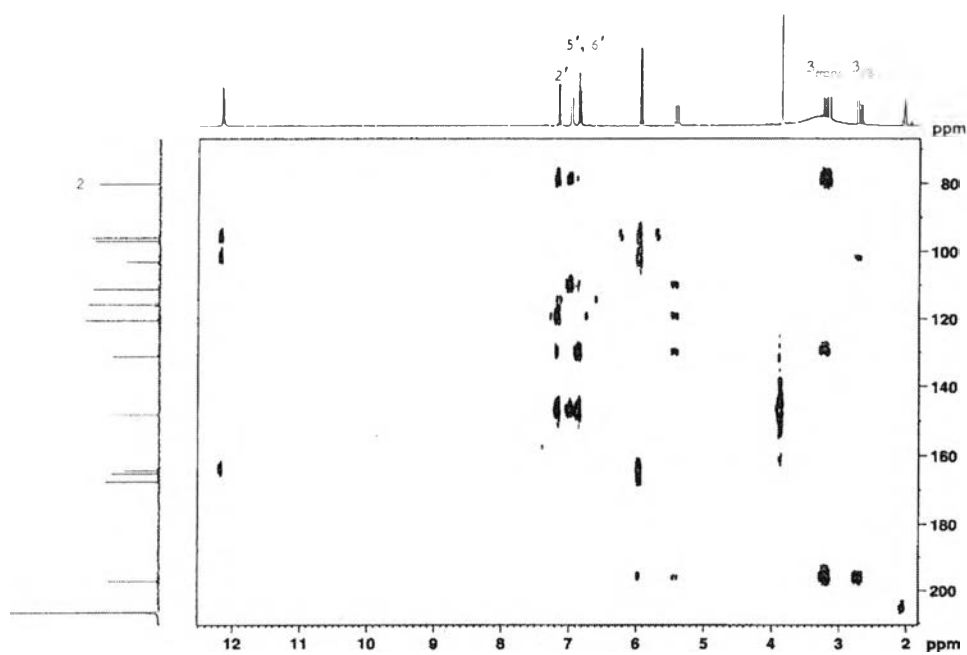


Figure 68 HMBC Spectrum of compound DE7 (acetone- $d_6$ )

( $\delta_{\text{H}}$  2.70-12.50,  $\delta_{\text{C}}$  75.0-200.0)

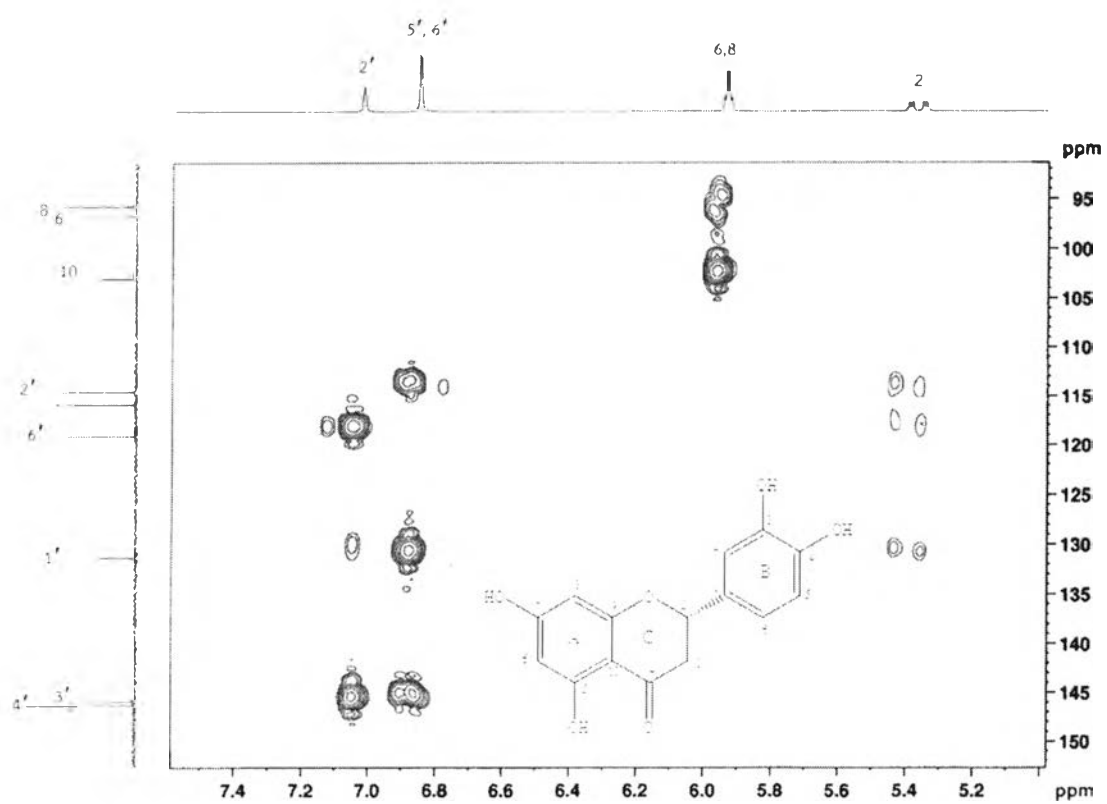


Figure 69 HMBC Spectrum of compound DE7 (acetone- $d_6$ )

( $\delta_{\text{H}}$  5.20-7.40,  $\delta_{\text{C}}$  90.0-150.0)

100 301 1.71e6




Figure 70 Mass spectrum of compound DE8

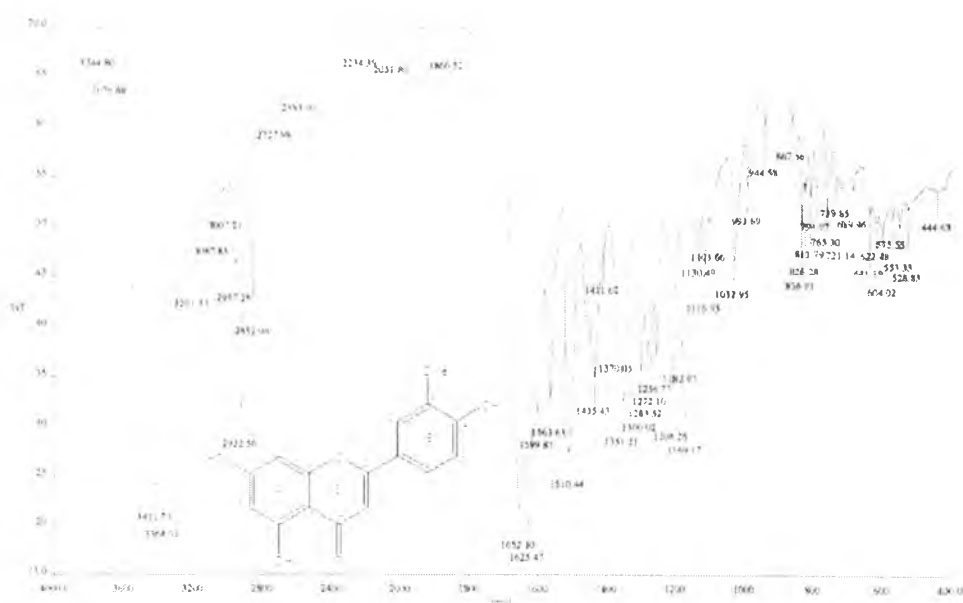


Figure 71 IR Spectrum of compound DE8



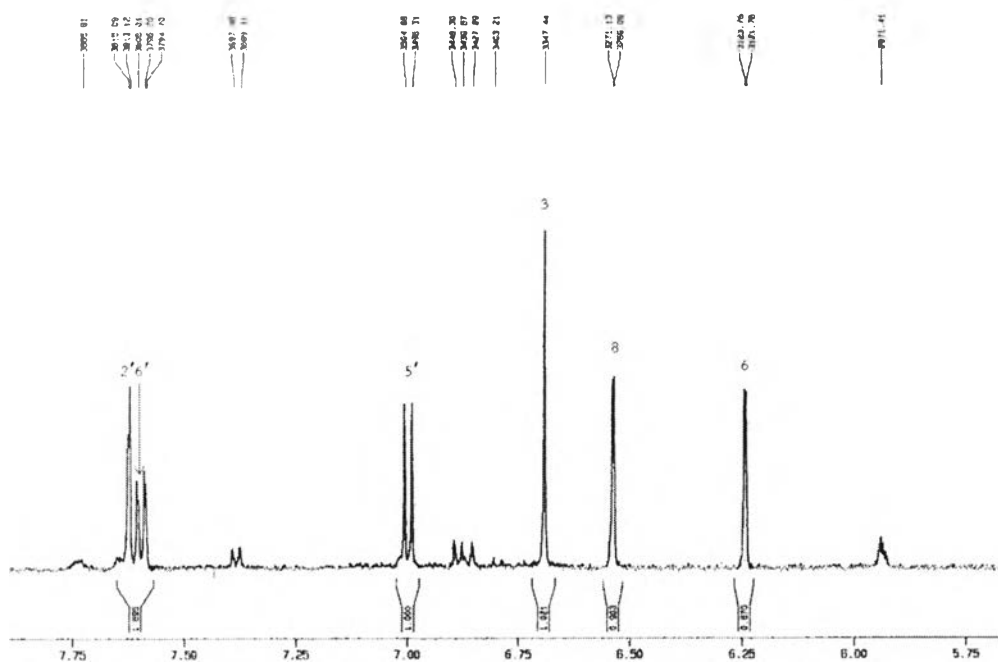


Figure 74 <sup>1</sup>H-NMR (500 MHz) Spectrum of compound DE8 (acetone-*d*<sub>6</sub>)  
( $\delta_{\text{H}}$  5.75-7.75)

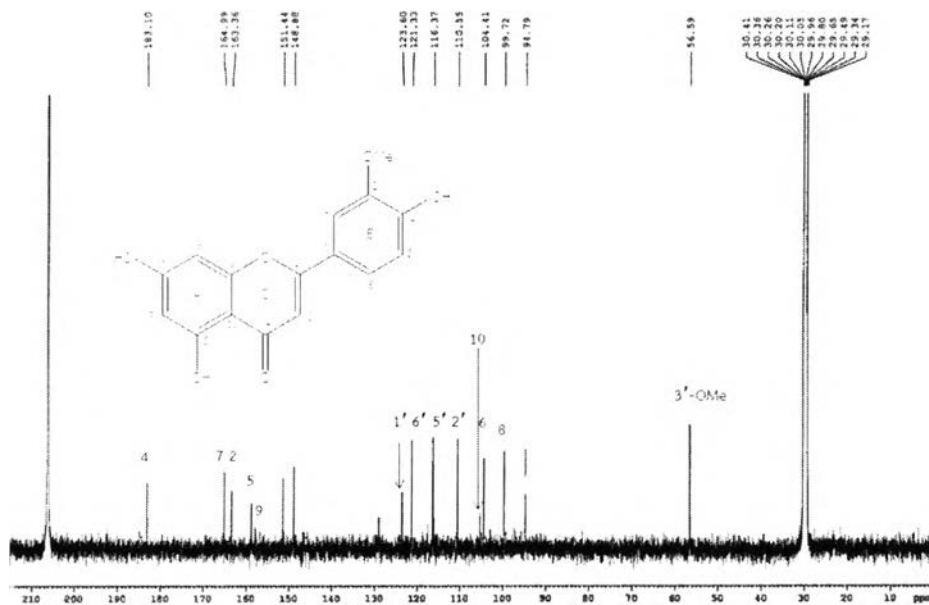
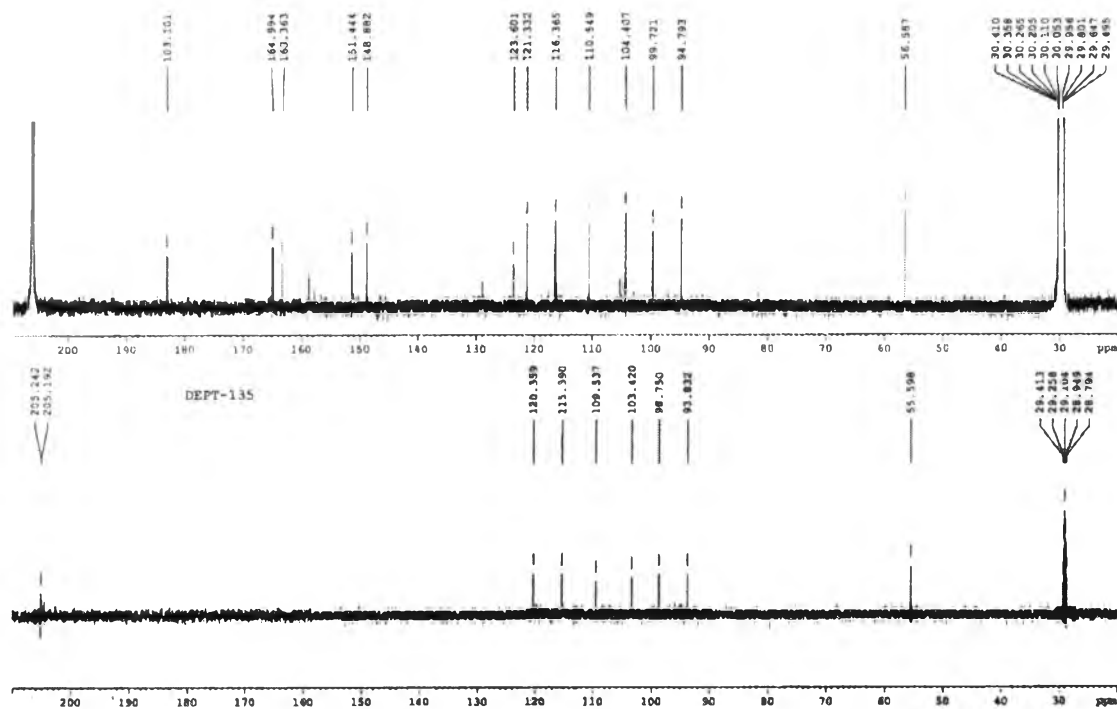
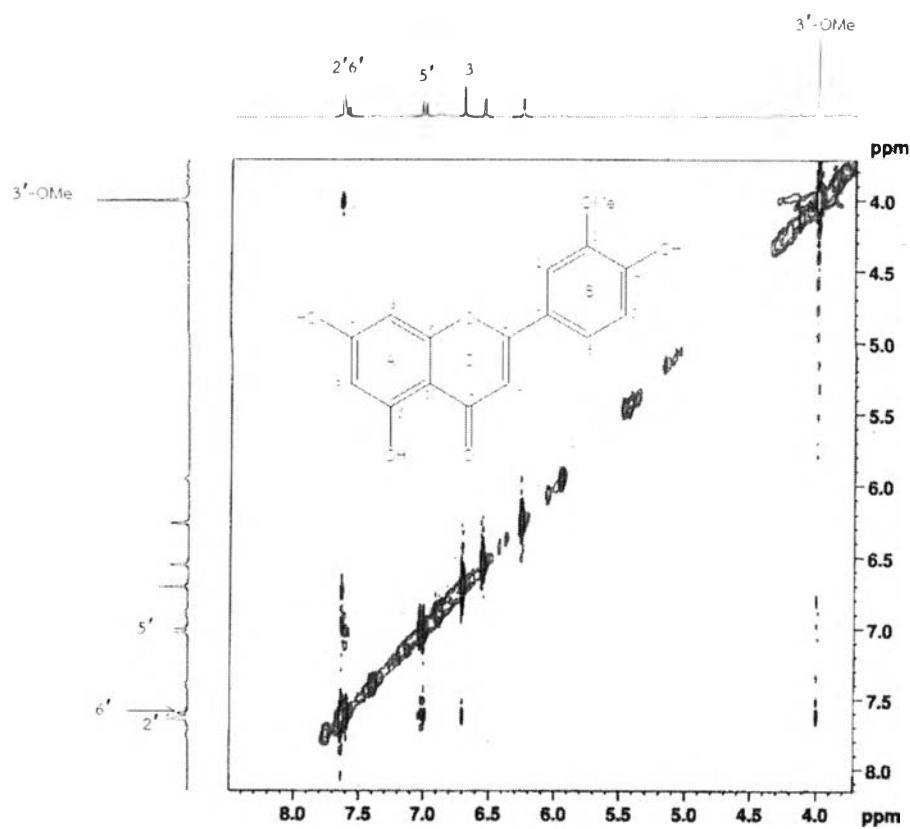


Figure 75 <sup>13</sup>C-NMR (125 MHz) Spectrum of compound DE8 (acetone-*d*<sub>6</sub>)

Figure 76 DEPT135 Spectrum of compound DE8 (acetone- $d_6$ )Figure 77 NOESY Spectrum of compound DE8 (acetone- $d_6$ )

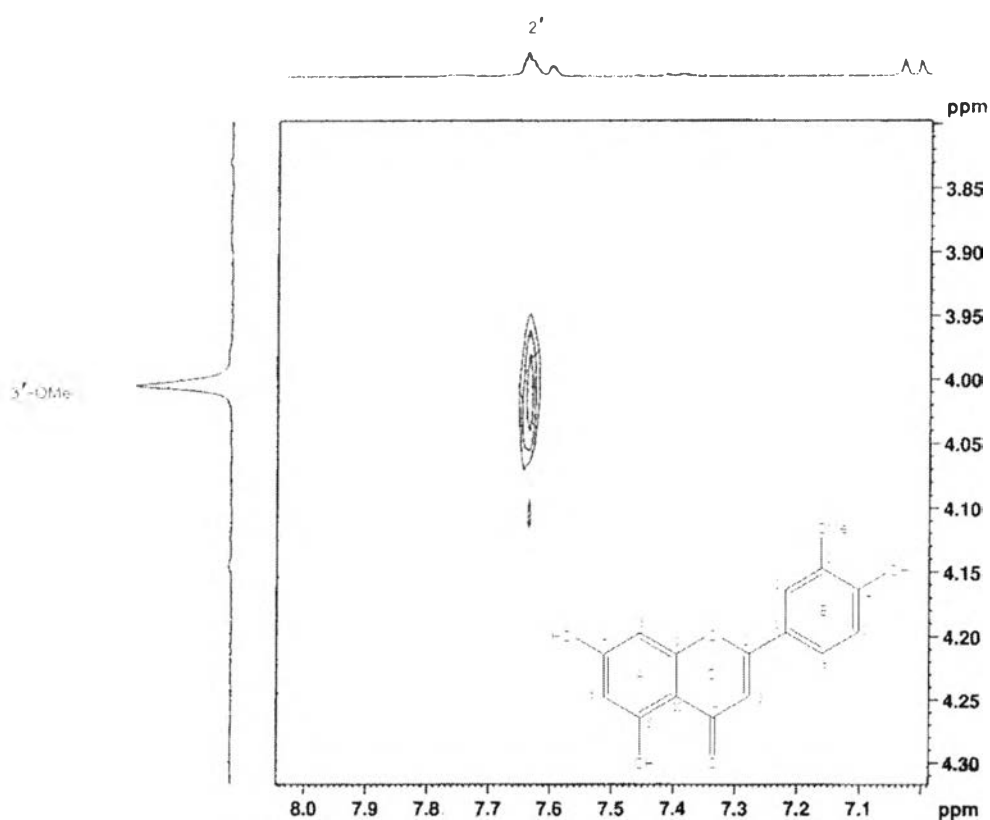


Figure 78 NOESY Spectrum of compound DE8 (acetone- $d_6$ )

( $\delta_{\text{H}}$  3.85-4.30,  $\delta_{\text{H}}$  7.10-8.00)



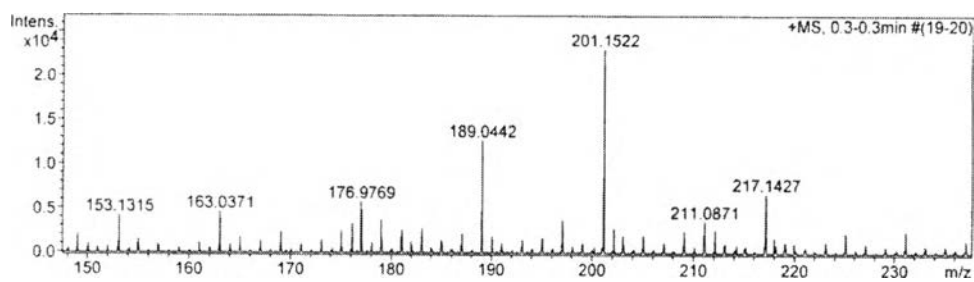


Figure 79 Mass spectrum of compound DE9

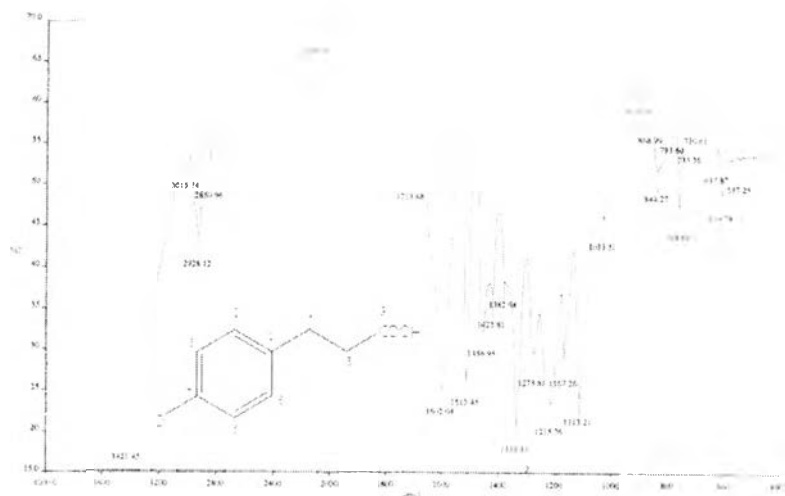


Figure 80 IR Spectrum of compound DE9

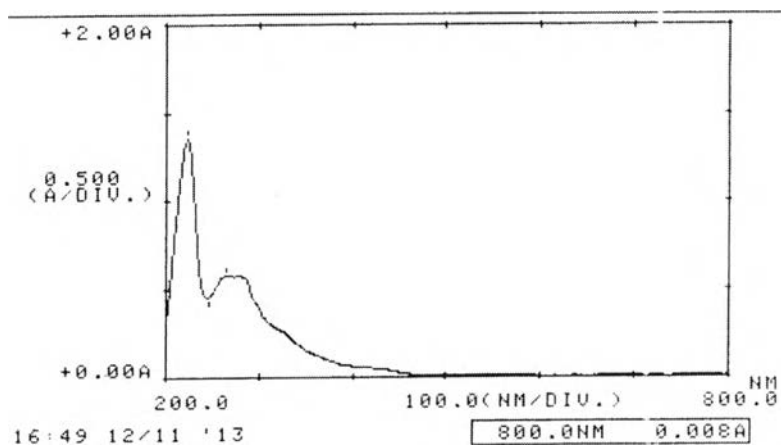


Figure 81 UV Spectrum of compound DE9

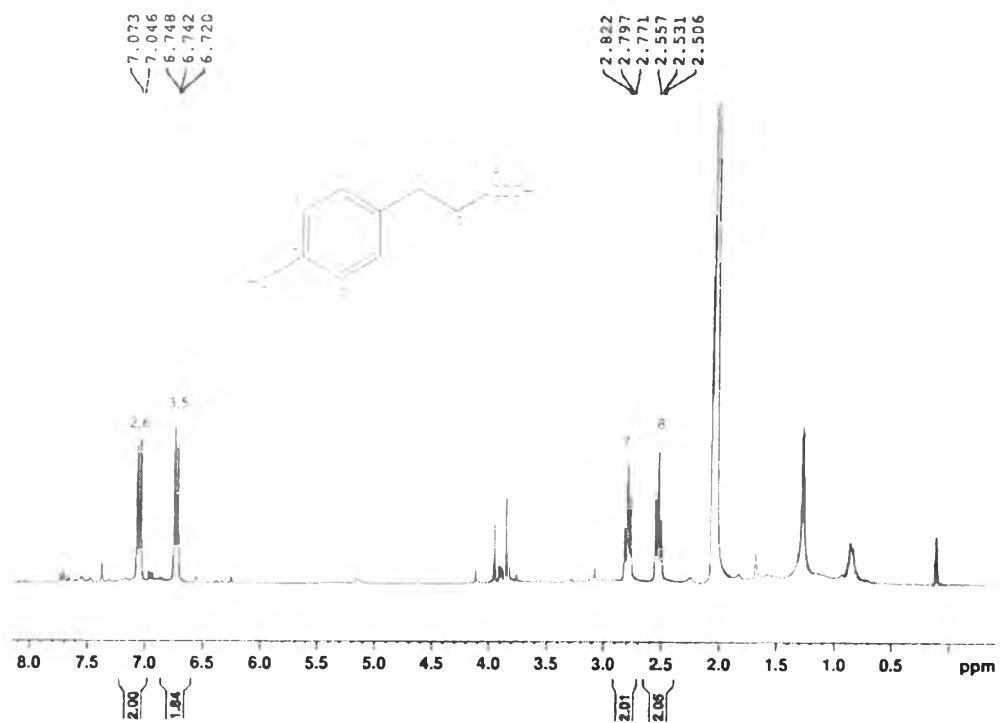


Figure 82 <sup>1</sup>H-NMR (300 MHz) Spectrum of compound DE9 (acetone-*d*<sub>6</sub>)<sub>6</sub>

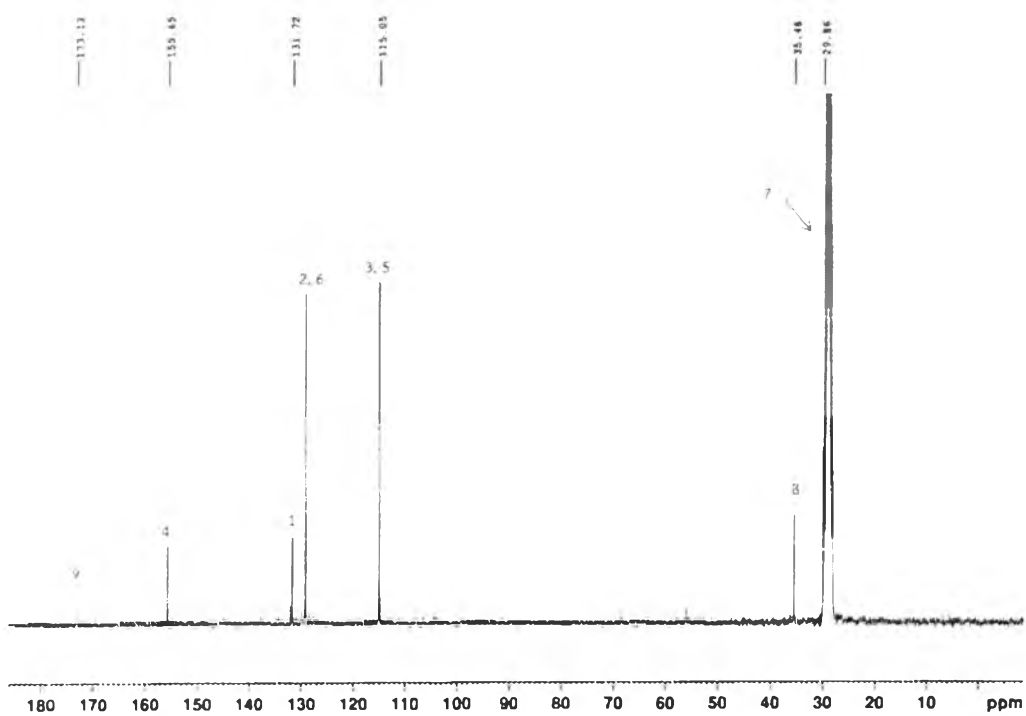


Figure 83 <sup>13</sup>C-NMR (75 MHz) Spectrum of compound DE9 (acetone-*d*<sub>6</sub>)<sub>6</sub>

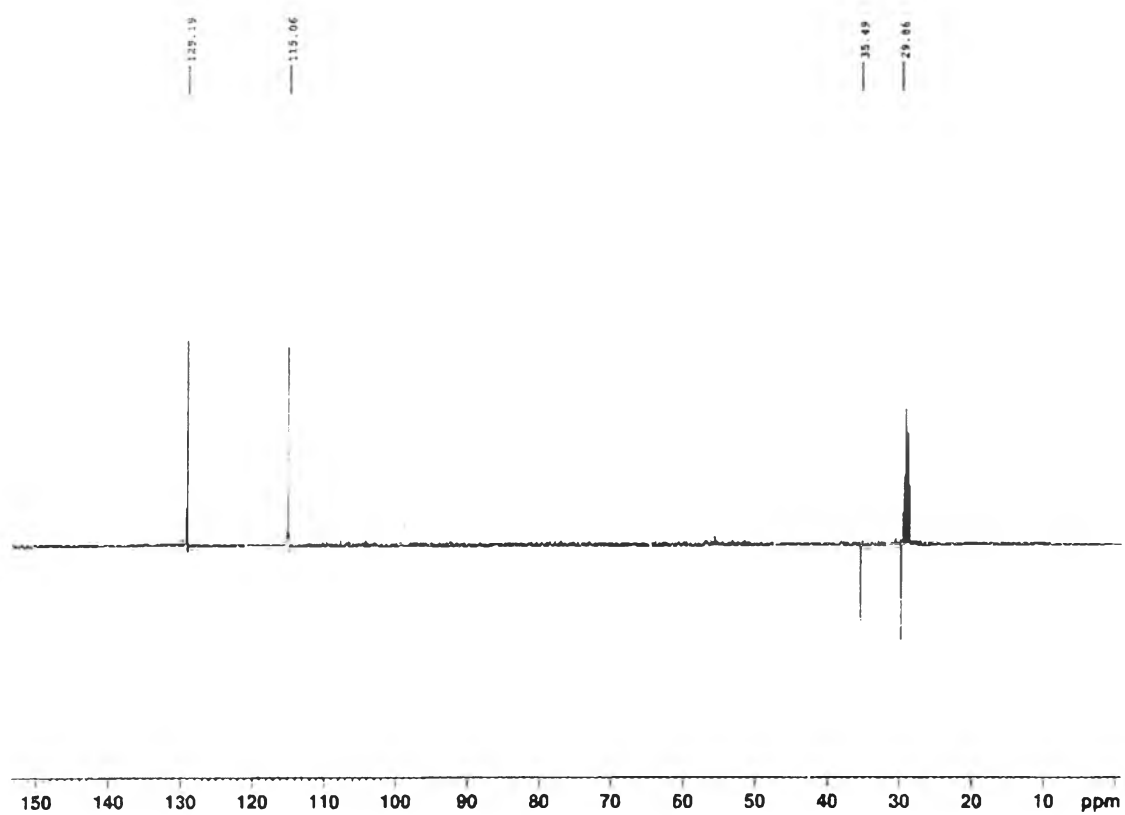


Figure 84 DEPT 135 Spectrum of compound DE9 (acetone- $d_6$ )



Figure 85 Mass spectrum of compound DE10

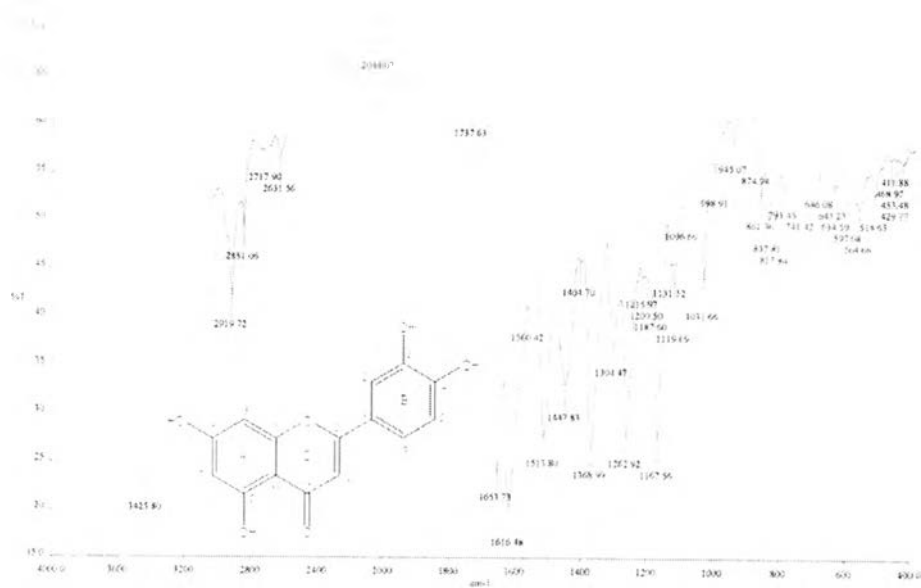


Figure 86 IR Spectrum of compound DE10

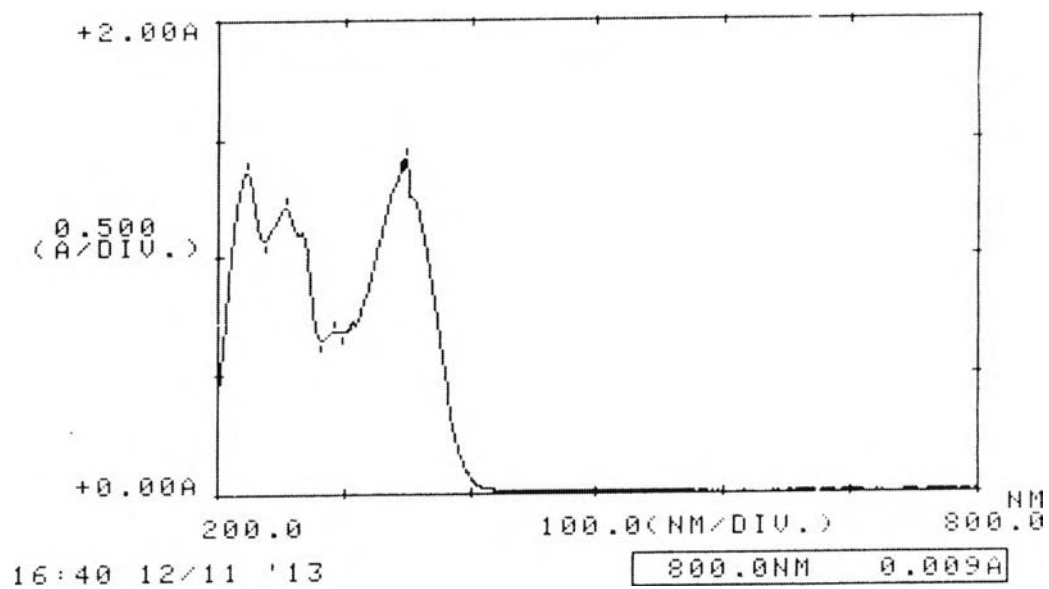
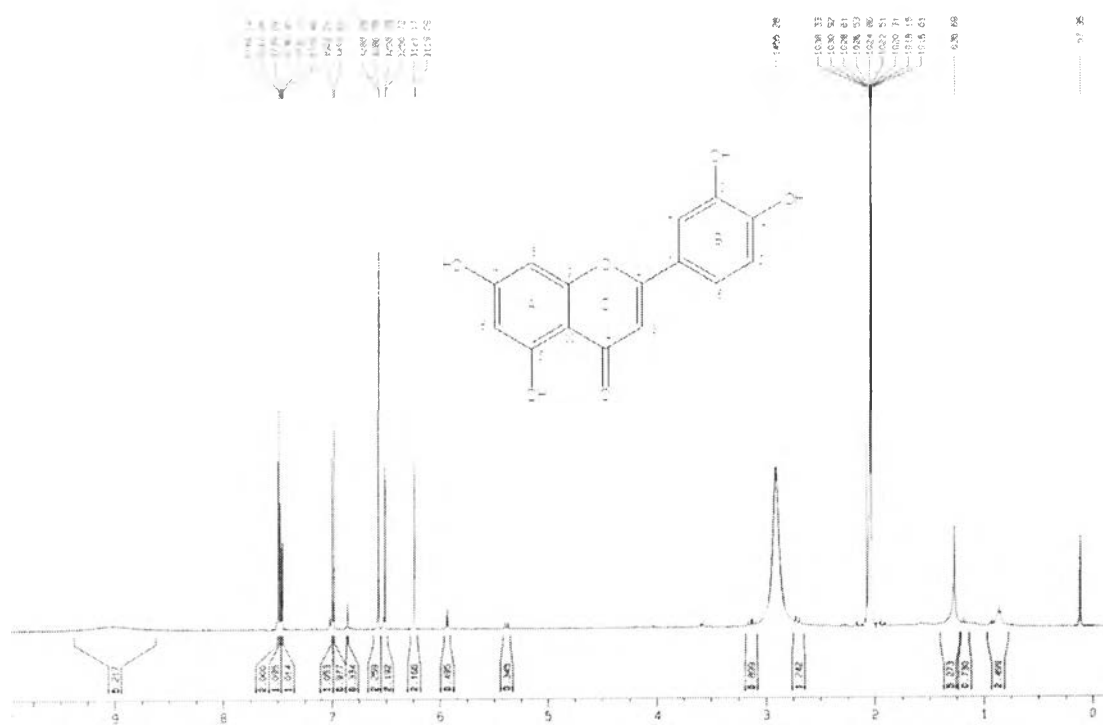
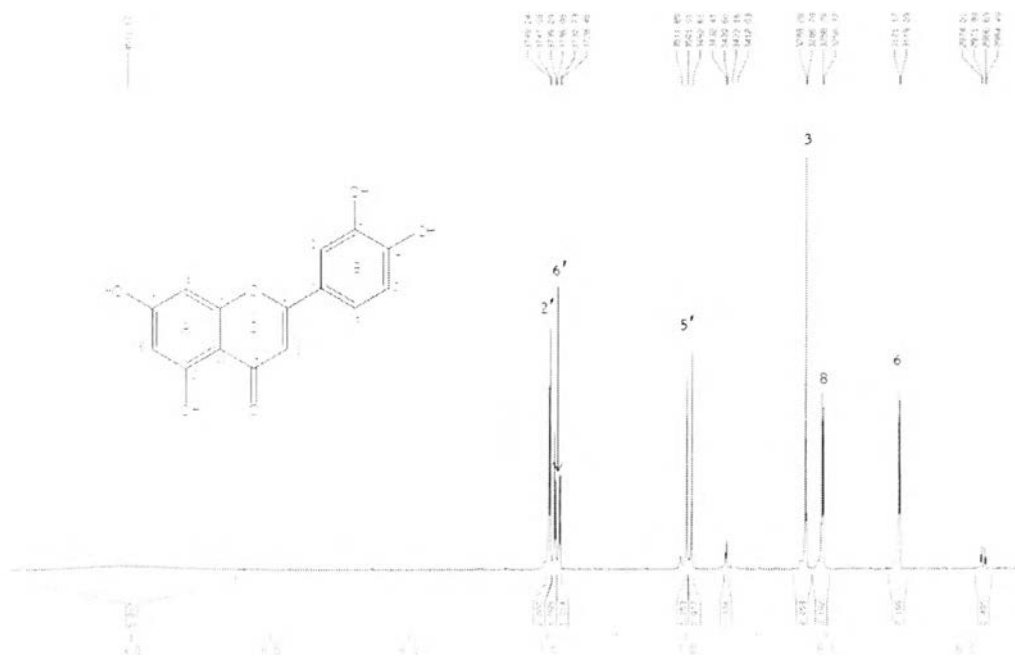
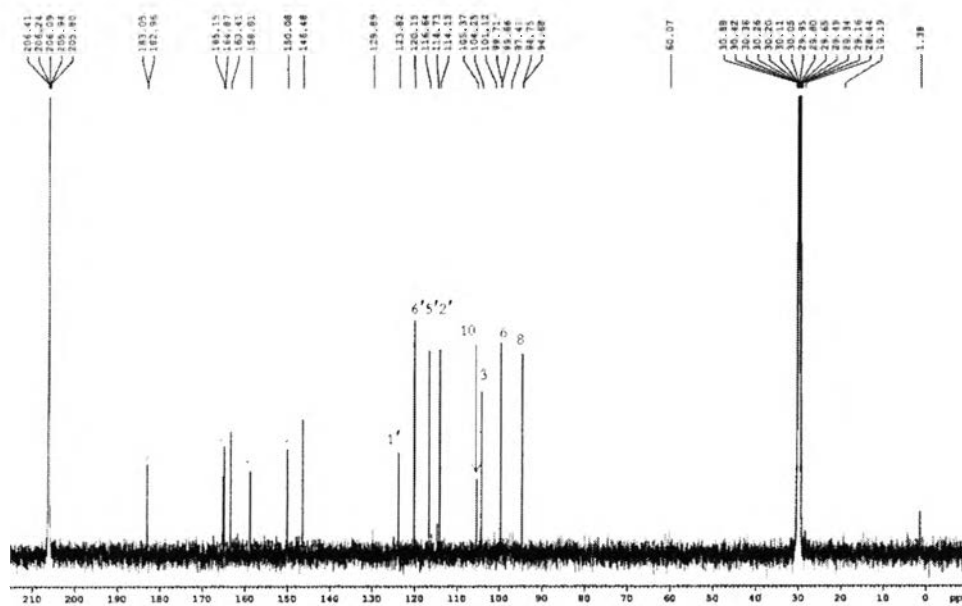


Figure 87 UV Spectrum of compound DE10

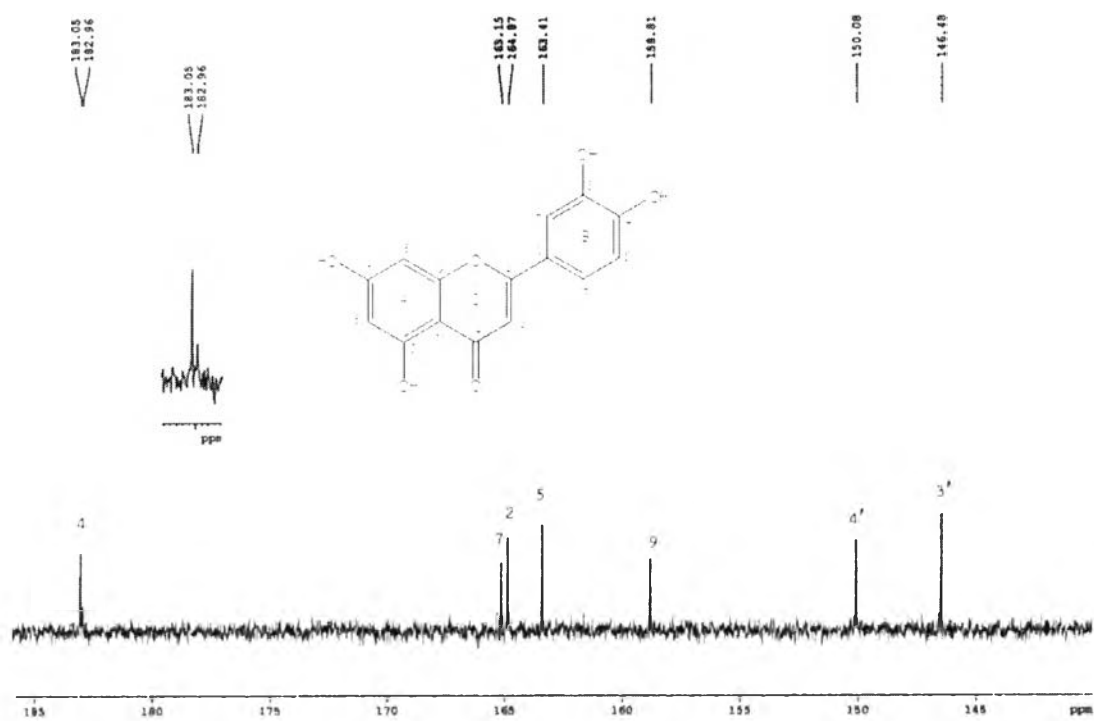
Figure 88 <sup>1</sup>H-NMR (500 MHz) Spectrum of compound DE10 (acetone-d<sub>6</sub>)



1  
Figure 89  $^1\text{H-NMR}$  (500 MHz) Spectrum of compound DE10 (acetone- $d_6$ )  
( $\delta_{\text{H}}$  5.50-9.50)



13  
Figure 90  $^{13}\text{C-NMR}$  (125 MHz) Spectrum of compound DE10 (acetone- $d_6$ )



13  
 Figure 91  $^{13}\text{C}$ -NMR (125 MHz) Spectrum of compound DE10 (acetone- $d_6$ )  
 ( $\delta_{\text{C}}$  145.0-185.0)

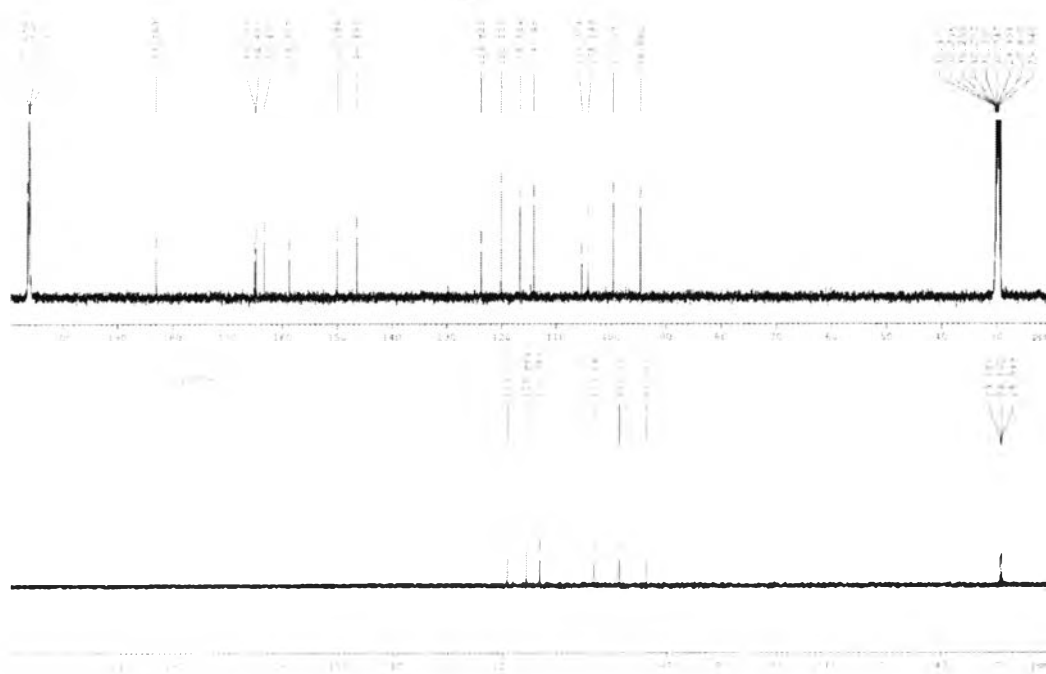


Figure 92 DEPT135 Spectrum of compound DE10 (acetone- $d_6$ )

## VITA

Miss Kasinee Tanagornmeatar was born on September 10, 1984 in Bangkok, Thailand. She received her Bachelor's degree from the Faculty of Pharmaceutical Sciences, Chulalongkorn University in 2009.

## Posta Presentation

Chemical constituents of *Dendrobium Ellipsophyllum* and Their Cytotoxic Activity on KB cells. Proceedings of the 15th Graduate Research Conference, 28 March 2014 in Khon Kaen University, Khon Kaen, Thailand. p 257.

